

INVESTOR FACT SHEET

Q1 2019



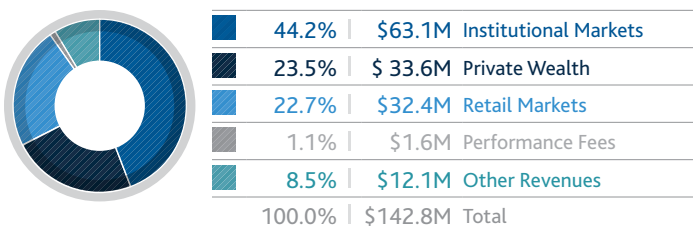
CORPORATE PROFILE

With more than \$144 billion in assets under management and offices across Canada, the United States, the United Kingdom, Europe and Asia, Fiera Capital offers unique expertise in both traditional and alternative investment strategies. The firm is one of only a handful of independent investment firms providing extensive expertise in Canadian and US active and structured fixed income, in Canadian, US, Global and Emerging Markets Equities, asset allocation and alternative investment solutions through a broad range of strategies and services.

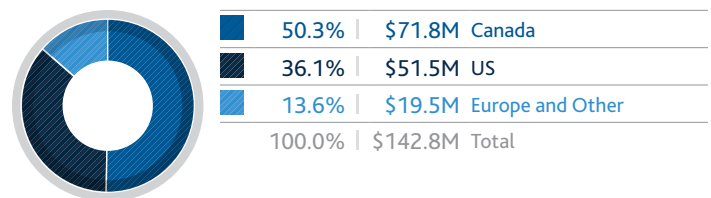
Fiera Capital is the 3rd largest independent publicly-traded asset manager in Canada.

DISTRIBUTION OF REVENUES

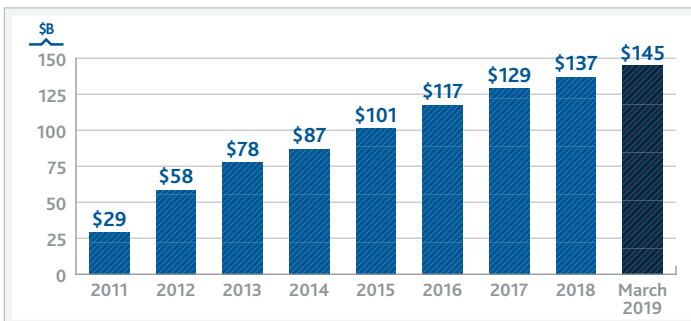
BY CLIENT CATEGORY



BY REGION

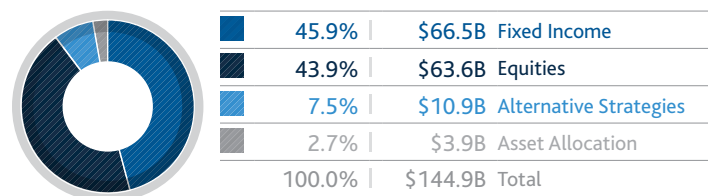


ASSETS UNDER MANAGEMENT GROWTH



DISTRIBUTION OF ASSETS

BY ASSET CLASS

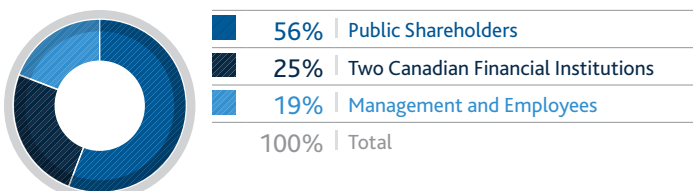


OUR GROWTH STRATEGY: CREATE SHAREHOLDER VALUE BY BUILDING A GLOBAL ASSET MANAGEMENT FIRM

- Grow market share through diversified performing investment strategies
- Lead in the realm of alternative investment solutions with private markets strategies
- Expand distribution capabilities and gain traction in sub-advisory segments
- Innovate and invest in best-in-class portfolio management capabilities and expertise
- Increase scale and operating efficiency
- Focus on organic growth and select strategic acquisitions

SHARE OWNERSHIP

Strategic affiliation with two major Canadian financial institutions while maintaining management control.



WHY INVEST IN FIERA CAPITAL?

- Extensive expertise across diversified asset classes
- Innovative and personalized solutions that meet and surpass evolving investment needs
- Exceptional client service
- Strong risk management
- Engaged management team and Board of Directors
- Superior risk-adjusted returns

INVESTOR FACT SHEET

Q1 2019



FIERACAPITAL

FINANCIAL HIGHLIGHTS

(in \$ millions, except per share amounts)	MAR. 31, 2019	MAR. 31, 2018	Y/Y
Total Revenues	142.8	120.0	19%
Adjusted EBITDA ¹	38.8	28.8	35%
Adjusted EBITDA per share ¹ (basic)	0.40	0.32	25%
Adjusted Net Earnings per share ¹ (basic)	0.26	0.24	7%
Net Earnings (Loss) per share (basic)	(0.07)	(0.02)	-

- 10% growth in AUM to almost \$145 billion.
- \$1.6 billion in new mandates gained in the first quarter.
- 19% increase in revenues.
- 35% growth in Adjusted EBITDA.
- Announced the acquisition of Integrated Asset Management Corporation, strengthening the private alternative strategies platform.
- Completed acquisition of UK-based Palmer Capital.

¹ Adjusted EBITDA, Adjusted EBITDA per share and Adjusted Net Earnings per share are not standardized measures prescribed by IFRS. These non-IFRS measures do not have any standardized meaning and may not be comparable to similar measures presented by other companies. Please refer to the "Non-IFRS Measures" Section of the Company's MD&A for definition and reconciliation with IFRS measures, available at www.fieracapital.com.

QUICK FACTS

Symbol (TSX)	FSZ.TO
Market Capitalization ¹	\$1,233 million
Total Shares ¹	98.4 million
Dividend ²	\$0.21/quarter

¹ As at March 31, 2019

² Approved May 8, 2019

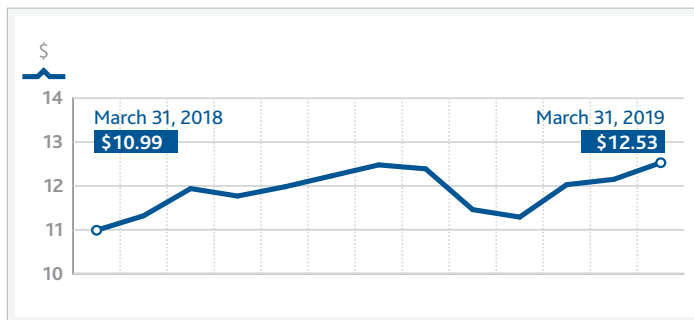
Source: Bloomberg and company disclosures

All numbers in Canadian dollars, unless otherwise stated.

ANALYST COVERAGE

FIRM	ANALYST
Barclays	Aria Samarzadeh
BMO Capital Markets	Nik Priebe
Canaccord Genuity Corp.	Scott Chan
CIBC Capital Markets	Marco Giurleo
Desjardins Securities Inc.	Gary Ho
GMP Securities Ltd.	Cihan Tuncay
National Bank Financial Inc.	Jaeme Gloyn
RBC Capital Markets	Geoffrey Kwan
Scotia Capital Inc.	Phil Hardie
TD Securities	Graham Ryding

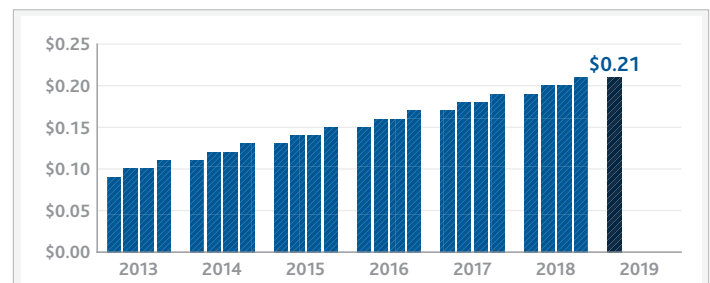
FSZ STOCK PRICE



All numbers in Canadian dollars, unless otherwise stated.

DIVIDENDS DECLARED PER PARTICIPATING SHARE

(Per Quarter)



CONTACT

Mariem Elsayed

Director, Investor Relations and Public Affairs

T 514 954-6619 • T 1 800 361-3499

Fiera Capital Corporation

1501 McGill College Avenue, Suite 800

Montreal, Quebec H3A 3M8

FORWARD-LOOKING STATEMENTS

"The information and opinions herein are provided for informational purposes only and are subject to change. The information provided herein does not constitute investment advice and it should not be relied on as such. It should not be considered a solicitation to buy or an offer to sell a security. There is no representation or warranty as to the current accuracy of, or liability for, decisions based on such information.

Legal Notice to U.S. Persons: Fiera Capital Corporation ("Fiera Capital") does not provide investment advisory services, or offer investment funds, in the United States or to U.S. persons. Investment advisory services for U.S. persons are provided by Fiera Capital's U.S. affiliates (the "U.S. Advisers"). Any investment advisory services of Fiera Capital provided to U.S. persons are (or were) provided by the U.S. Advisers, in each case pursuant to a "participating affiliate" arrangement with Fiera Capital in accordance with applicable guidance of the staff of the U.S. Securities and Exchange Commission (the "SEC"). The U.S. Advisers are SEC-registered investment advisers. Unless otherwise indicated, all dollar figures are expressed in Canadian dollars."

Certain statements in this Fact Sheet are "forward-looking statements" which reflect Fiera Capital's expectations regarding future growth, supply and demand of assets, any appreciation in the value of assets, results of operations, performance and business prospects and opportunities. Wherever possible, words such as "may", "would", "could", "will", "anticipate", "believe", "plan", "expect", "intend", "estimate", "aim", "endeavour" and similar expressions have been used to identify these forward-looking statements. Such forward-looking statements reflect Fiera Capital's current beliefs with respect to future events and are based on information currently available to Fiera Capital. Forward-looking statements involve significant known and unknown risks, uncertainties and assumptions. A number of factors could cause actual results, performance or achievements to be materially different from any future results, performance or achievements that may be expressed or implied by such forward-looking statements including, without limitation, those risks and uncertainties discussed elsewhere on this Fact Sheet. Should one or more of these risks or uncertainties materialize, or should assumptions underlying the forward-looking statements prove incorrect, actual results, performance or achievements could vary materially from those expressed or implied by the forward-looking statements contained in this Fact Sheet. These factors should be considered carefully and prospective investors should not place undue reliance on these forward-looking statements. Although the forward-looking statements contained on this Fact Sheet are based upon what Fiera Capital currently believes to be reasonable assumptions, Fiera Capital cannot assure prospective investors that actual result, performance or achievements will be consistent with these forward-looking statements. These forward-looking statements are made as of the date of this Fact Sheet, and Fiera Capital does not intend, and Fiera Capital does not assume any obligation, to update or revise these forward-looking statements to reflect new events or circumstances.