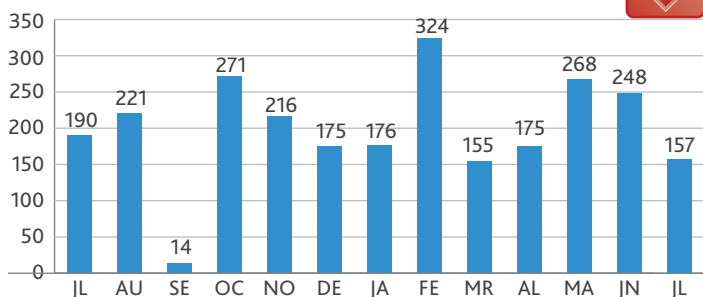
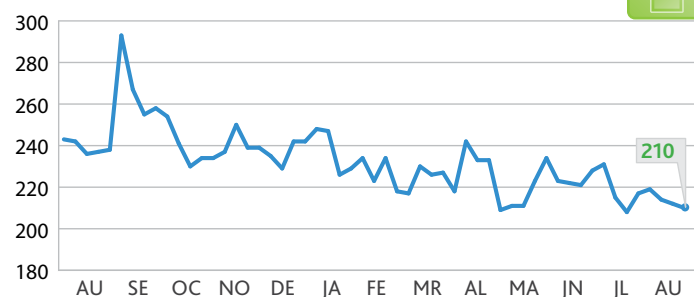


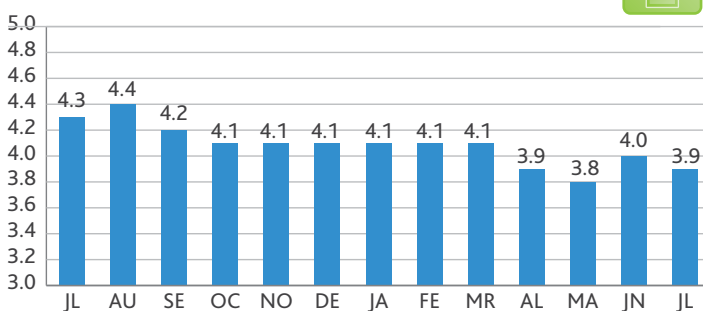
Jobs creation (in thousands)*



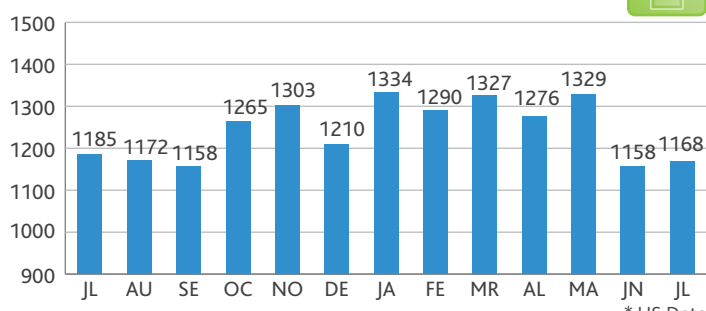
Initial Jobless Claims (in thousands)*



Unemployment rate in the USA (%)



Housing starts (in thousands)*



10-Year Government Bonds

	As at Jan. 1, 2018	A week ago	This week
Canada	2.03%	2.27%	2.29%
United States	2.43%	2.86%	2.84%
Germany	0.44%	0.30%	0.35%
Japan	0.05%	0.10%	0.10%
United Kingdom	1.19%	1.22%	1.30%
France	0.79%	0.66%	0.69%
Australia	2.63%	2.55%	2.54%
Italy	1.99%	3.16%	3.12%

Commodities, exchange rates and indicators

	As at Jan. 1, 2018	A week ago	This week
Oil	\$60.11	\$66.20	\$68.87
Gold	\$1 303	\$1 179	\$1 196
CAD	\$0.7970	\$0.7647	\$0.7661
EURO	\$1.1988	\$1.1406	\$1.1599
			June
Inflation* Canada		1.30%	1.60%
Inflation* USA		2.30%	2.40%

Index as at July 31, 2018 (%)

Index	1 Month	3 Months	6 Months	YTD	1 Year	2 Years	3 Years	5 Years	10 Years
S&P/TSX Composite	1.15	6.07	4.58	3.12	11.74	9.25	7.48	8.81	4.99
S&P/TSX Small Cap	-1.02	0.44	-0.51	-2.67	4.32	1.27	8.29	5.41	3.00
FTSE-TMX Universe	-0.74	0.64	0.68	-0.13	1.96	-0.40	1.24	3.29	4.33
S&P500 (\$US)	3.72	6.87	0.70	6.47	16.24	16.14	12.52	13.12	10.67
S&P500 (\$CAD)	2.66	8.54	6.87	10.64	21.02	16.05	12.55	18.60	13.35
MSCI-EAFE (\$CAD)	1.41	0.48	0.70	3.54	10.78	11.85	5.06	10.99	5.93
MSCI Emerging Markets (CAD)	1.15	-4.04	-6.55	-0.87	8.65	14.05	8.97	10.34	5.36
MSCI-World (\$CAD)	2.07	5.34	4.40	7.62	16.48	13.89	8.98	14.79	9.43

To reach Strategic Investment Partnerships: partnerships@fieracapital.com

FOR INTERNAL USE ONLY

Legal Notice: The information and opinions herein are provided for informational purposes only and are subject to change. The information provided herein does not constitute investment advice and it should not be relied on as such. It should not be considered a solicitation to buy or an offer to sell a security. Views expressed regarding a particular company, security, industry or market sector should not be considered an indication of trading intent of any funds managed by Fiera Capital Corporation. All performance data is time weighted and assumes reinvestment of all distributions or dividends and does not take into account other charges or income taxes payable that would have reduced returns. Valuations and returns are computed and stated in Canadian dollars, unless otherwise noted. Unless otherwise noted, index returns are presented as total returns, which reflect both price performance and income from dividend payments, if any, but do not reflect fees, brokerage commissions or other expenses of investing.

Sources : Bloomberg, Fiera Capital Corporation