

# Market Update

## Fiera Capital Global Asset Allocation



MARCH 2021

The reflationary trade gathered some notable momentum in February as investors braced for massive US fiscal spending, which emboldened calls for a sharp revival in growth as global vaccinations accelerated and coronavirus infections receded. However, good news on the economic-front translated into some bad news for stock markets as investors contemplated the effects higher bond yields on the sustainability of the economic recovery, the outlook for corporate profits, and the record-breaking equity market rally. Investor enthusiasm faded somewhat on fears that faster growth and inflation could trigger a pullback in monetary stimulus, even after central bank officials reinforced their unrelenting support and stressed that there are no plans to tighten policy prematurely.

FINANCIAL MARKET DASHBOARD				
	FEB. 26, 2021	FEB.	YTD	1 YEAR
<b>EQUITY MARKETS</b>		<b>% PRICE CHANGE (LC)</b>		
S&P 500	3811	2.61%	1.47%	29.01%
S&P/TSX	18060	4.17%	3.60%	11.05%
MSCI EAFE	2169	2.11%	0.99%	19.85%
MSCI EM	1339	0.73%	3.72%	33.19%
<b>FIXED INCOME (%)</b>		<b>BASIS POINT CHANGE</b>		
U.S. 10 Year Treasury Yield	1.40	33.9	49.2	25.6
U.S. 2 Year Treasury Yield	0.13	1.8	0.6	-78.6
U.S. Corp BBB Spread	1.10	-2.0	1.0	-35.0
U.S. Corp High Yield Spread	2.85	-39.0	-42.0	-223.0
<b>CURRENCIES</b>		<b>% PRICE CHANGE</b>		
CAD/USD	0.79	0.29%	-0.04%	5.13%
EUR/USD	1.21	-0.50%	-1.15%	9.51%
USD/JPY	106.57	1.81%	3.22%	-1.22%
<b>COMMODITIES</b>		<b>% PRICE CHANGE</b>		
WTI Oil (USD/bbl)	61.50	17.82%	26.75%	37.40%
Copper (USD/pound)	4.09	15.14%	16.35%	60.82%
Gold (USD/oz)	1728.80	-6.41%	-8.78%	10.35%

Global equity markets edged higher in February. The underlying sector performance underscored the reflationary narrative that took hold during the month. The cyclically-biased, value sectors whose fortunes are closely tied to the health of the global economy and the reopening trade outperformed their growth-oriented counterparts. Energy and financials fared particularly well in the environment of steepening yield curves and higher commodity prices. Meanwhile, the relatively expensive mega-cap technology space had more trouble digesting higher interest rates given their longer duration. The tech-heavy S&P 500 underperformed the S&P/TSX in February as the cyclical rotation boosted the Canadian benchmark, while the spike in US borrowing costs triggered some flight from the emerging market space.

Optimism on the growth outlook fuelled a profound selloff in fixed income markets. The Canadian Universe bond index shed 2.5%, while the US aggregate bond index was down 1.5% in February. While inflation expectations bounced higher, the back-up in bond yields was mainly attributed to renewed hopes for a rapid recovery that prompted investors to bring forward their expectations for tighter monetary policy. The yield on the 10-year treasury jumped by 34 basis points to 1.40%, while the 10-year Canadian government bond yield rose by 47 basis points to 1.36%.

The greenback held firm amid the superior growth trajectory in the US, while unnerved investors also bid-up the safe haven currency late in the month. However, performance versus its major trading peers was mixed. Both the pound and the Canadian dollar managed to strengthen, while the euro and yen depreciated against the US dollar. The pound thrived as fading Brexit risks, reduced wagers for negative interest rate policy, and the UK's relative success in the vaccination rollout boosted the sterling. The Canadian dollar advanced thanks to the rapid ascent in crude prices and briefly touched the \$0.80 mark for the first time in three years.

Oil continued its impressive climb as unusually frigid temperatures in Texas pummelled production and added to tightening market conditions. Indeed, expectations for a post-pandemic resurgence in demand and the discipline of OPEC and its allies in restraining output have been instrumental in rebalancing the market. Copper powered to a ten-year high given the prospect for robust industrial demand that's emerging at a time of historic global shortages of the red metal, while gold retreated as the environment of rising bond yields dampened the allure of the non-interest bearing metal.

# Economic Overview

## CANADA

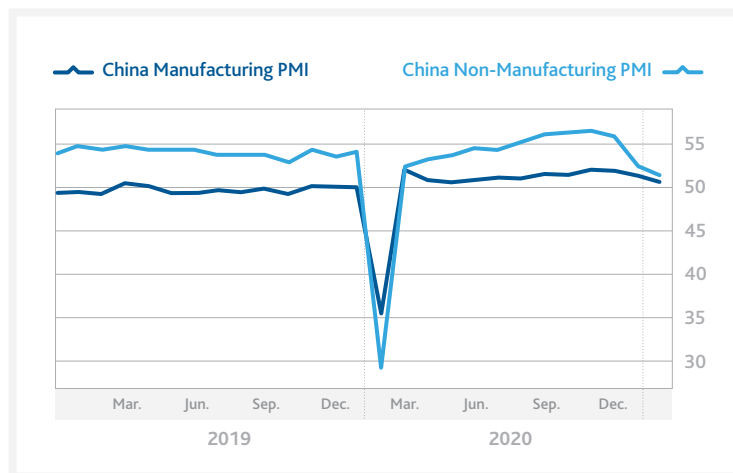
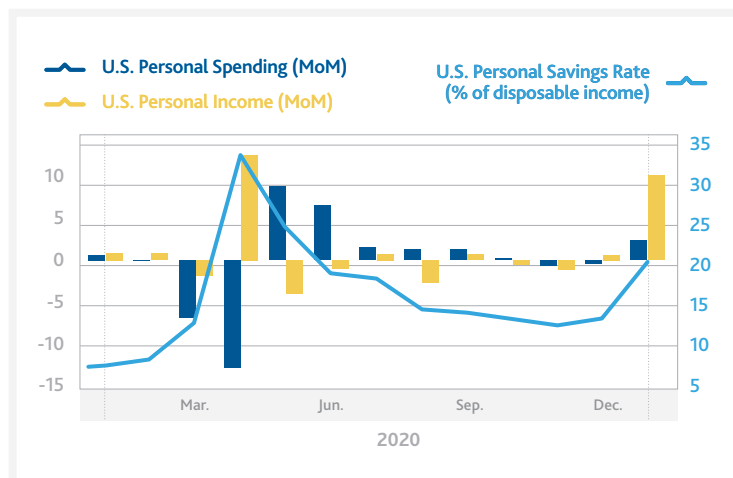
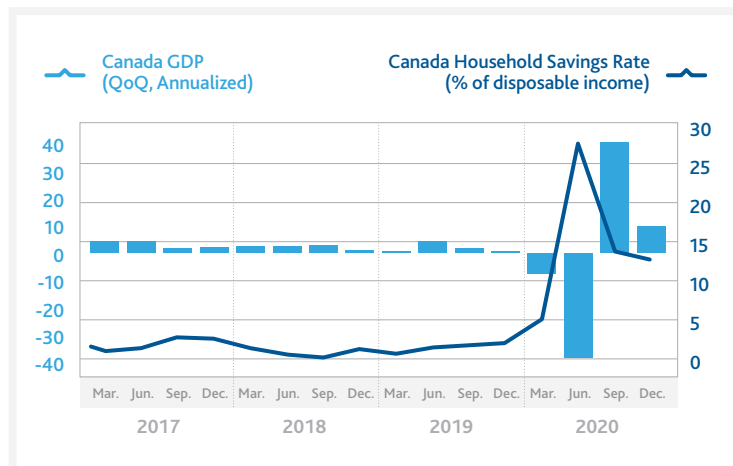
The Canadian economy ended an erratic 2020 on an upbeat note. After a record-rebound in the third quarter, the Canadian economy expanded by a stronger-than-expected 9.6% annualized during the fourth quarter. Looking at the details, the raging housing market, solid business investment, increased government spending, and an inventory rebuild overshadowed some virus-related softness in household spending at year-end. Encouragingly, Statistics Canada has estimated monthly GDP in January at +0.5% even as tougher restrictions were imposed early-on in the new year, underscoring how both consumers and businesses have adapted to challenges posed by the pandemic. As vaccinations slowly but surely ramp-up, restrictions are eased, and the reopening progresses, economic activity should pick-up markedly, with Canada's growth drivers shifting towards household spending as consumers unleash their massive pent-up savings on purchases that were halted during the pandemic. Furthermore, the robust growth trajectory south of the border (Canada's largest trading partner) and persistent strength in the commodity complex should also add to Canada's recovery narrative in the coming year.

## USA

The U.S. economy entered 2021 on solid footing as renewed fiscal stimulus and improving virus trends set the stage for a revitalization in activity. The consumer remains at the helm of the American economy. Household spending reaccelerated in January thanks to a spike in personal incomes. Of note, income support payments were distributed in early-January after policymakers passed the \$900 billion relief package at year-end, which sent the personal savings rate soaring to 20.5%. And with another round of government stimulus measures on their way, the consumer will have plenty of firepower when normal spending behaviours resume. Indeed, the fast-tracked vaccine rollout has pulled forward the timeline for a return to normality. Given the latest approval of Johnson & Johnson's vaccine, the U.S. will have enough supply for 130 million people by the end of March. Taken together, the combination of an accelerated reopening, expansionary fiscal policy, and unrelenting monetary policy support have created a lucrative backdrop for the U.S. economy in 2021.

## EMERGING

The Chinese recovery lost some ground in February as factories closed for the Lunar New Year holiday and as virus restrictions dampened what's typically a busy travel season. Both the manufacturing and the non-manufacturing purchasing manager indices (PMI) edged lower, but held firmly in expansionary terrain. The underlying components of the manufacturing index revealed that both production and new orders eased, but were consistent with continual growth. And while services were impacted by reduced travel over the holidays, consumption-related services activity registered firmer readings, with retailing, catering and entertainment all staying relatively active. The latest moderation should not be cause for alarm given that it reflects transitory factors pertaining to seasonality and the effects of the pandemic. As such, economic momentum should resume in the coming months, particularly given that both domestic and global growth prospects remain extremely bright. Importantly, the accompanying PMI surveys that measure forward-looking expectations for both the manufacturing and non-manufacturing sectors jumped higher in February, reinforcing this optimistic outlook for the Chinese economy.



# Contact Us

## North America

### MONTREAL

**Fiera Capital Corporation**  
1981 McGill College Avenue  
Suite 1500  
Montreal, Quebec H3A 0H5  
T 1 800 361-3499

### TORONTO

**Fiera Capital Corporation**  
1 Adelaide Street East  
Suite 600  
Toronto, Ontario M5C 2V9  
T 1 800 994-9002

### CALGARY

**Fiera Capital Corporation**  
607 8th Avenue SW  
Suite 300  
Calgary, Alberta T2P 0A7  
T 403 699-9000

[info@fieracapital.com](mailto:info@fieracapital.com)

### NEW YORK

**Fiera Capital Inc.**  
375 Park Avenue  
8th Floor  
New York, New York 10152  
T 212 300-1600

### BOSTON

**Fiera Capital Inc.**  
One Lewis Wharf  
3rd Floor  
Boston, Massachusetts 02110  
T 857 264-4900

### DAYTON

**Fiera Capital Inc.**  
10050 Innovation Drive  
Suite 120  
Dayton, Ohio 45342  
T 937 847-9100

[fiera.com](http://fiera.com)

## Europe

### LONDON

**Fiera Capital (UK) Limited**  
Queensberry House, 3 Old  
Burlington Street, 3rd Floor,  
London, United Kingdom W1S 3AE  
T +44 (0) 207 409 5500

### FRANKFURT

**Fiera Capital (UK) Limited**  
Walther-von-Cronberg-Platz 13  
Frankfurt, Germany  
60594  
T +49 69 9202 0750

## Asia

### HONG KONG

**Fiera Capital (Asia)  
Hong Kong Limited**  
Suite 3205, No. 9 Queen's  
Road Central, Hong Kong  
T 852-3713-4800

### SINGAPORE

**Fiera Capital (Asia)  
Singapore Pte. Ltd.**  
6 Temasek Boulevard #38-03  
Suntec Tower 4  
Singapore 038986

## IMPORTANT DISCLOSURES

Fiera Capital Corporation is a global asset management firm with affiliates in various jurisdictions (collectively, "Fiera Capital"). The information and opinions expressed herein relate to Fiera Capital's investment advisory services and investment funds and are provided for informational purposes only. It is subject to change and should not be relied upon as the basis of any investment or disposition decisions. While not exhaustive in nature, these Important Disclosures provide important information about Fiera Capital and its services and are intended to be read and understood in association with all materials available on Fiera Capital's websites.

Past performance is no guarantee of future results. All investments pose the risk of loss and there is no guarantee that any of the benefits expressed herein will be achieved or realized. Valuations and returns are computed and stated in Canadian dollars, unless otherwise noted. The information provided herein does not constitute investment advice and should not be relied on as such. It should not be considered a solicitation to buy or an offer to sell any security or other financial instrument. It does not take into account any investor's particular investment objectives, strategies, tax status or investment horizon. There is no representation or warranty as to the current accuracy of, or responsibility for, decisions based on such information. Any opinions expressed herein reflect a judgment at the date of publication and are subject to change. Although statements of fact and data contained in this presentation have been obtained from, and are based upon, sources that Fiera Capital believes to be reliable, we do not guarantee their accuracy, and any such information may be incomplete or condensed. No liability will be accepted for any direct, indirect, incidental or consequential loss or damage of any kind arising out of the use of all or any of this material.

Certain information contained in this material constitutes "forward-looking statements," which can be identified by the use of forward-looking terminology such as "may," "will," "should," "expect," "anticipate," "project," "estimate," "intend," "continue," or "believe" or the negatives thereof or other variations thereon or comparable terminology. Due to various risks and uncertainties, actual events or results, including actual performance, may differ materially from those reflected or contemplated in such forward-looking statements.

Views expressed regarding a particular company, security, industry or market sector should not be considered an indication of trading intent with respect to any funds or accounts managed by any Fiera Capital entity.

Each Fiera Capital entity provides investment advisory services or offers investment funds only in those jurisdictions where such entity and/or the relevant product is registered or authorized to provide such services pursuant to an applicable exemption from such registration. Thus, certain products, services, and information related thereto provided in the materials may not be available to residents of certain jurisdictions. Please consult the specific disclosures relating to the products or services in question for further information regarding the legal requirements (including any offering restrictions) applicable to your jurisdiction. For details on the particular registration of, or exemptions therefrom relied upon by, any Fiera Capital entity, please consult this [webpage](#).