



Q4 2025

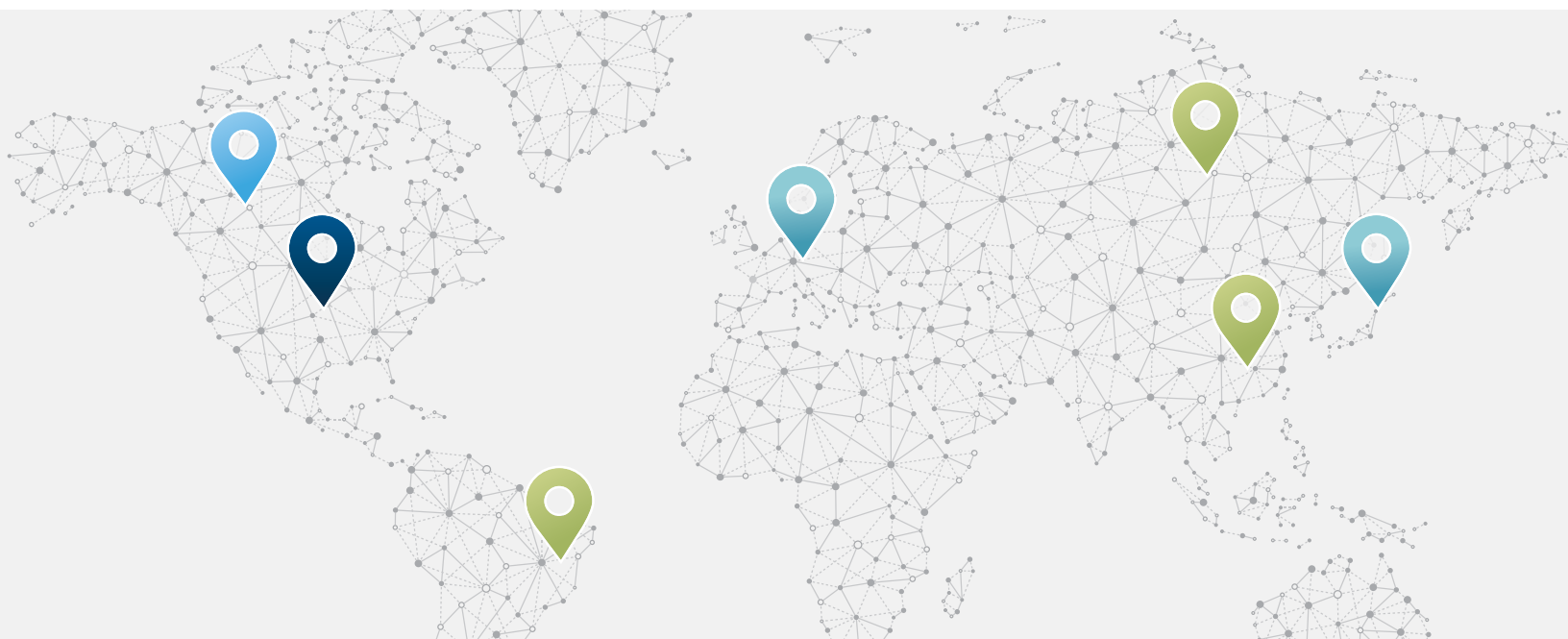
Investment Outlook
and Portfolio Strategy



Macroeconomic Landscape

Global

Downside risks to economic growth are looming large as uncertainty stemming from President Trump's trade policies upend global activity – though tariff-induced inflation limits the ability of central banks to come to the rescue in a meaningful way.



Canada

The Canadian economy is set to downshift this year on the back of weaker global demand and declining export growth. After holding steady for three straight meetings, the Bank of Canada stepped off the sidelines in September and cut its policy rate to 2.50% - citing labor market softness, diminishing upward pressure on underlying inflation, and the removal of retaliatory tariffs. Still, officials said they would be “proceeding carefully” given the disruptive effects of trade policy that will continue to add costs even as they weigh on activity.

United States

The Federal Reserve is facing a precarious position given the conflict in its dual mandate objectives. While the labor market has slowed by more than previously thought, the preferred gauge of underlying inflation is hovering well above the 2% target. Following the “insurance” rate cut in September, several officials have warned that there is limited room to cut rates aggressively from here as policy should lean against the persistence in above-target inflation – particularly as the impacts of tariffs have yet to be fully realized.

International

The outlook for the European economy has improved in 2025, with investors bracing for Germany's massive fiscal spending blitz on defense and infrastructure that is hoped to give the euro-area locomotive a much-needed boost out of stagnation. However, the ongoing risk of tariffs from the United States may dampen that momentum, with Germany's economy particularly exposed to the fragmentation of global trade given its export-oriented factory sector.

Emerging Markets

While regaining some ground in early 2025, the Chinese economy faces some notable challenges beyond the near term. The domestic economy remains fragile amid a struggling property sector and subdued household spending, while the direct hit from US tariffs on Chinese goods and the dampening effect on global growth is likely to weigh on external demand. These headwinds have increased the urgency for officials in Beijing to unleash big stimulus to raise the chances of hitting their ambitious growth target of about 5% for 2025.

Economic Outlook

Stagflationary Undertones

While risks have subsided as the Trump administration walked back its most aggressive tariff policies, one theme remains clear: We are embarking on a period of stagnating growth and higher inflation. This has created a dilemma for the Federal Reserve as officials weigh the impacts on their dual mandate of full employment and price stability. Following signs of a softening labor market, the central bank lowered interest rates in September and penciled in three more cuts through 2026. However, that has raised the risk of a policy error – particularly given the highly uncertain economic environment. Indeed, it remains to be seen whether the focus

should be on the upside risks to inflation or the downside risks to growth. Inflation may still be the greater risk. Inflation has been stubbornly above target for several years and is missing its target by a wider margin than the employment objective. The inflationary impulse of tariffs has added to the upside risks and the pass-through is far from over. As such, while acting pre-emptively to support the labor market, the potential for entrenched inflation and de-anchoring inflation expectations may prove to be a costly mistake.

Scenario Overview & Investment Strategy

- ▶ **Stagflation (40%):** Even as trade levies come in at a lesser magnitude than previously thought, the hit to both growth (lower) and inflation (higher) may prompt a cautious approach from the Federal Reserve. Should long-term inflation expectations unhinge to the upside, interest rates would stay higher for longer and result in a more prolonged and pronounced period of economic stagnation.
- ▶ **Soft Landing (25%):** Despite the fact that trade policy is far from settled, the consensus appears comfortable in the view that growth will cool just enough to prompt Federal Reserve easing – but without tipping the world's largest economy over into an outright recession.
- ▶ **Recession (20%):** The prospect for tariffs to remain in place indefinitely and a full-blown trade war raises the risk of recession. However, the specter of tariff-induced inflation limits the ability of the Federal Reserve to ease policy in a meaningful way to address the hit to growth.
- ▶ **Policy Error (15%):** Monetary policy may not be sufficiently restrictive at this time. An environment of above-trend growth and lingering upside risks to inflation suggests that interest rates may revert higher from here.

Taken together, the environment of lingering stagflationary headwinds, uncertain trade dynamics, and the diminished prospect of aggressive monetary policy easing argues for a defensive (underweight) stance on equities. We maintain an underweight allocation to bonds given that central banks are likely to be held hostage by still-elevated (and possibly reaccelerating) inflation. That leaves cash as one of the few places to hide given increased potential for market turbulence. Finally, this tumultuous backdrop underscores the case for private markets strategies – which can prove instrumental in enhancing the overall risk-reward proposition in the strategic asset allocation. Namely, non-traditional sources of income such as private credit and real assets provide a relatively stable return profile, lower volatility, and diversification benefits (uncorrelated to public markets) – while private equity has demonstrated an ability to outperform public equities, even in market downturns, with less volatility.

Economic Scenarios

Main Scenario | Stagflation

Probability 40 %

In this high probability scenario, sweeping tariffs across a wide ranging group of trading partners threatens to hobble global growth and push up prices for consumers and businesses. While the full magnitude of tariffs announced by President Trump prove to be less than initially thought, the effective tariff rate in the United States rises to its highest level in nearly a century. From a growth perspective, the damage has likely been done, with the deterioration in sentiment stemming from uncertain trade dynamics curtailing economic activity. While households rein-in spending given the prospect for higher prices and concerns about their financial situations, lingering business angst manifests itself into weaker investment and hiring plans. On the inflation front, recent levies add to the global inflationary impulse. That keeps inflation firmly above central banks' targets at a time when the last mile back to 2% is proving a challenge. Given that long-term inflation expectations remain well-anchored, central banks are able to prioritize supporting the ailing economy and resume monetary policy easing - though not to overly-stimulative levels that risk reigniting price pressures.

Scenario 2 | Soft Landing

Probability 25 %

The consensus view for the coming 12-18 months remains one of a "soft landing" – a so-called "goldilocks" scenario of healthy, trend-like growth, moderating pricing pressures towards the 2% target, and multiple rate cuts from central banks. Despite the fact that United States trade policy is far from settled, investors appear comfortable in the view that growth will cool just enough to prompt Federal Reserve easing but without tipping the world's largest economy into an outright recession.

Scenario 3 | Recession

Probability 20 %

In this worst-case scenario, the comprehensive and punitive tariff announcements from President Trump remain firmly in place for an extended period of time. A full-blown trade war ensues and permeates across the globe, with sweeping tariffs and retaliatory measures amplifying the upside risks to inflation while raising the risk of recession. With long-term inflation expectations reasonably anchored, growth headwinds outweigh the inflationary impulse and central banks step-in to provide support – though the specter of tariff-induced inflation limits the ability of central banks to ease monetary policy in a meaningful way.

Scenario 4 | Policy Error

Probability 15 %

There's a risk the Federal Reserve may be running ahead of itself in attaining its dual mandate of full employment and price stability. Aside from the effects of tariffs that have already come into place, inflation is not convincingly on track to return to the 2% target – particularly given sticky services prices. Meanwhile, demand remains resilient and well-above its trend level (positive output gap). And while the labor market is showing some signs of deterioration, not all of that weakness represents economic slack that less-restrictive monetary policy can ameliorate. Indeed, that softness has been stemming from the supply-side of the economy (versus demand) – with President Trump's immigration and trade policies creating both labor shortages and uncertainty for businesses. As such, there may be limited room to make aggressive rate cuts without inadvertently moving to an inappropriately accommodative monetary policy stance.

Discussions regarding potential future events and their impact on the markets are based solely on historical information and Fiera Capital's estimates and/or opinions, and are provided for illustrative purposes only. General Market projections are hypothetical estimates of long-term returns of economic asset classes based on statistical models and do not represent the returns of an actual investment. Actual results could vary substantially. Models have limitations and may not be relied upon to make predictions of future performance of any account. Past performance is not a guarantee of future results. Inherent in any investment is the potential for loss.

Portfolio Strategy

Matrix of Expected Returns (CAD)

SCENARIOS	STAGFLATION	SOFT LANDING	RECESSION	POLICY ERROR
PROBABILITY	40%	25%	20%	15%
TRADITIONAL INCOME				
Money Market	2.5%	2.4%	2.3%	2.8%
Canadian Bonds	-0.6%	2.7%	4.4%	-3.9%
NON-TRADITIONAL INCOME				
Diversified Credit	6.5%	7.0%	5.0%	6.0%
Diversified Real Assets	7.0%	7.5%	6.0%	6.5%
TRADITIONAL CAPITAL APPRECIATION				
Canadian Equity	-6.6%	7.9%	-32.4%	-7.6%
U.S. Equity	-8.9%	1.7%	-23.6%	-17.6%
International Equity	-5.1%	7.3%	-27.3%	-12.8%
Emerging Market Equity	-2.8%	6.7%	-36.8%	-18.9%
NON-TRADITIONAL CAPITAL APPRECIATION				
Private Equity	10.0%	12.0%	8.0%	9.0%
CAD/USD	0.70	0.72	0.65	0.75

Source: Fiera Capital, as of September 30, 2025.

Discussions regarding potential future events and their impact on the markets are based solely on historical information and Fiera Capital's estimates and/or opinions, and are provided for illustrative purposes only. General Market projections are hypothetical estimates of long-term returns of economic asset classes based on statistical models and do not represent the returns of an actual investment. Actual results could vary substantially. Models have limitations and may not be relied upon to make predictions of future performance of any account. Past performance is not a guarantee of future results. Inherent in any investment is the potential for loss.

Current Strategy¹

Traditional and Non-Traditional Portfolios

	MINIMUM	BENCHMARK	MAXIMUM	STRATEGY	+/-
Money Market	0%	5%	30%	20%	+15%
Canadian Bonds	5%	25%	45%	5%	-20%
Canadian Equity	10%	20%	40%	25%	+5%
U.S. Equity	0%	10%	20%	5%	-5%
International Equity	0%	10%	20%	0%	-10%
Emerging Market Equity	0%	5%	15%	5%	0%
Non-Traditional Income	5%	25%	45%	40%	+15%

Traditional Portfolios

	MINIMUM	BENCHMARK	MAXIMUM	STRATEGY	+/-
TRADITIONAL INCOME	20%	40%	60%	50%	+10%
Money Market	0%	5%	30%	20%	+15%
Canadian Bonds	5%	35%	55%	30%	-5%
TRADITIONAL CAPITAL APPRECIATION	40%	60%	80%	50%	-10%
Canadian Equity	5%	25%	50%	30%	+5%
U.S. Equity	0%	15%	30%	10%	-5%
International Equity	0%	15%	30%	5%	-10%
Emerging Market Equity	0%	5%	15%	5%	+0%

Evolution of Value-Added¹



Source: Fiera Capital, as of September 30, 2025.

¹ Based on a 100 basis point value added objective. The benchmark employed here is based on a model portfolio and for illustrative purposes only. Individual client benchmarks are employed in the management of their respective portfolios. Past performance is not a guarantee of future results. Inherent in any investment is the potential for loss.

Fixed Income Outlook

Fixed Income Review

Canadian fixed income markets generated positive results in the third quarter as traders ramped up their wagers for central bank rate cuts. Yield curves steepened in a bullish fashion, with the decline in the policy-sensitive two-year yield exceeding that of the longer-term ten-year yield. For the quarter, the FTSE Canada Bond Universe gained 1.5%.

The Federal Reserve faces a delicate balancing act in assessing the upside risks to inflation against the downside risks to growth. While the focus had previously been on the inflation side of the dual mandate, recent signs of a deteriorating labor market saw officials pivot their focus and prompted a reduction in rates for the first time this year. Chair Powell dubbed the move a “risk management cut” – underscoring the conflict between sticky inflation and softening labor markets. Ultimately, the trajectory for rates will hinge on the data – and mainly on the state of the labor market, how the Trump administration’s tariffs pass through into prices, and whether the resulting stickiness in inflation pushes up long-term inflation expectations.

The Bank of Canada is also taking a cautious approach amid lingering downside risks to the economy that are coming up against persistent pricing pressures. The central bank also stepped off the sidelines and lowered rates in September, citing labor market softness and diminished pressures on underlying inflation. Still, with underlying inflation hovering at 3%, officials have said that they will “proceed carefully” given a lack of clarity on both the macroeconomic and trade policy backdrop.

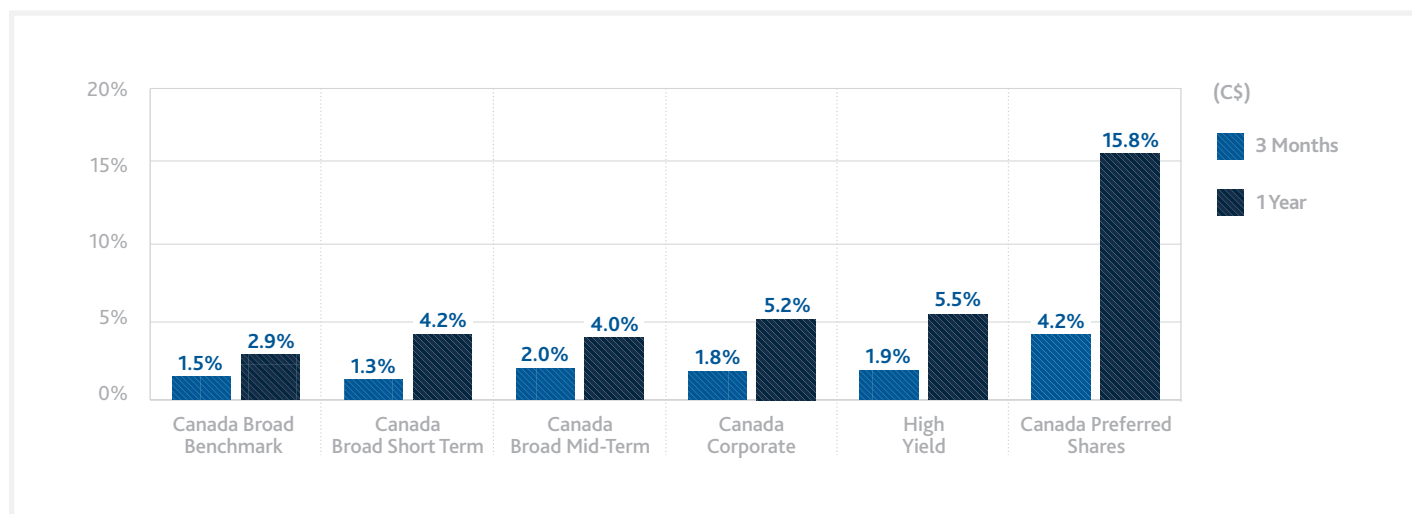
The European Central Bank left rates on hold in September. Still, policymakers seem more concerned about the economic damage from tariffs and view their impacts as deflationary versus inflationary.

The Bank of England is caught between stubbornly elevated pricing pressures and a growing need to support the economy. The central bank left rates on hold in September. Officials reiterated their concerns over inflation, suggesting the appetite for rapid rate cuts has subsided.

Investment Strategy

Bonds are finding themselves in an unusual position, with hints of stagflation leading to a breakdown of their traditional role as a safe haven. We expect yield curves to steepen in a bearish fashion, with longer-term yields pushing higher on the back of upside risks to the inflation outlook that may translate into a more hawkish central bank response than what markets are currently anticipating. Furthermore, the passage of the One Big Beautiful Bill Act that is expected to see the deficit widen substantially may prompt investors to require more compensation (higher term premium) - adding to the upside risk to longer-term treasury yields. This leaves little in the way of upside for bond prices, in our view. Barring a recessionary outcome, the path of least resistance for bond yields (and prices) is likely higher (and lower) from here. Given these unattractive risk-reward prospects, we maintain an underweight allocation to bonds.

Canadian Fixed Income Market Returns



Source: Fiera Capital, as of September 30, 2025.

Past performance is not a guarantee of future results. Inherent in any investment is the potential for loss.

Equity Outlook

Equity Review

In the third quarter, the prospect of lower interest rates provided a powerful tailwind for stock markets - with investors seemingly comfortable in the view that growth will cool just enough to prompt Federal Reserve easing but without tipping the world's largest economy over into an outright recession. Adding to that optimism was a series of trade deals between the United States and its trading partners that were met with an upbeat response from investors and a flight into risky assets. That saw global equity markets breach fresh record highs during the quarter.

In Canadian dollar terms, the MSCI All Country World rose 9.9%. Regionally, all major benchmarks we track posted impressive quarterly results. The S&P 500 rose 10.3%, while the S&P/TSX jumped 12.5%. Elsewhere, the MSCI EAFE gained 6.8%, while the MSCI gauge of emerging market stocks rose 12.8%.

Our high probability scenario continues to be one of “stagflation.” In that potential outcome, the combination of stagnating growth prospects, stubbornly elevated inflation, and a restrictive Federal Reserve would undoubtedly result in an unfavorable outcome for equities. Indeed, the prospect of tariff-induced inflation is likely to limit the ability of central banks to come to the rescue at a time when the economy is in need of support – putting downward pressure on both equity valuations (the “P” in P/E) and corporate earnings (the “E” in P/E). That translates into a double whammy to stock markets in the coming 12-18 months.

Notably, after the latest rally in stock markets, valuations appear somewhat elevated and particularly in the context of looming

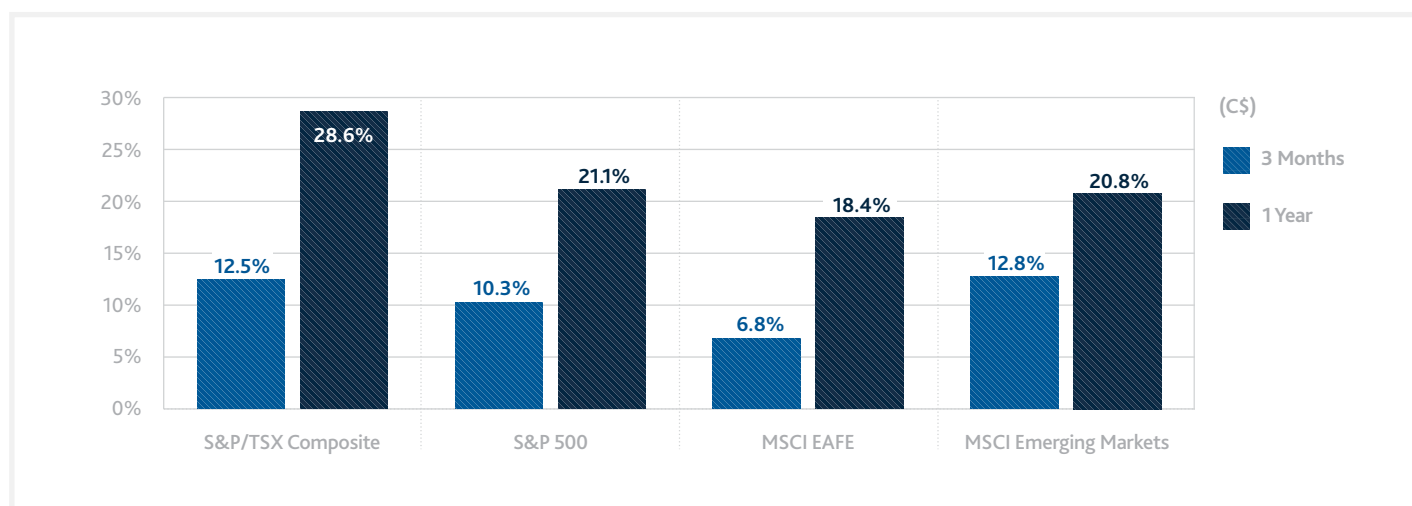
macroeconomic headwinds. That may prove to be an obstacle to further equity gains from here. Investors have become somewhat complacent and may be underestimating the tariff impacts on both growth and earnings thus far.

Markets are pricing in multiple rate cuts over the next 12-18 months, which has been a significant driver of equity market strength this year. Should those expectations prove elusive, stock markets would undoubtedly re-price lower in response. Furthermore, forward estimates are envisioning overly optimistic earnings growth over the next 12 months – particularly in light of a stagnating economic outlook.

Investment Strategy

While macroeconomic momentum is deteriorating rapidly as risks build, investors will be closely monitoring prolonged trade negotiations and a plethora of headlines that could create unwanted volatility over the coming months. With a majority of our economic scenarios pointing towards a negative outcome for stock markets, we maintain an underweight stance on equities over our tactical 12-18 month horizon. Barring a dramatic de-escalation in the trade war that sees tariffs return to pre-Liberation Day levels (very unlikely in our view), we expect equities to remain on the defensive.

Equity Market Returns



Source: Fiera Capital, as of September 30, 2025.

Past performance is not a guarantee of future results. Inherent in any investment is the potential for loss.

Private Markets Outlook

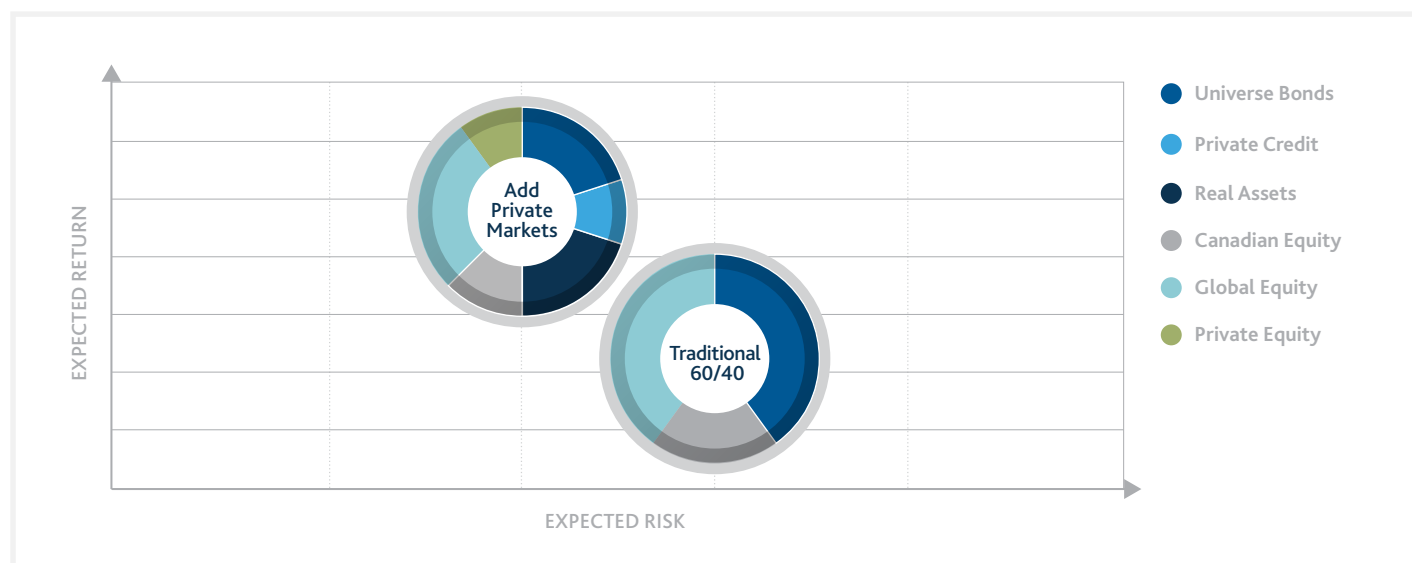
With both macroeconomic and political uncertainty looming large, we expect a more challenging environment for financial markets in the coming year. The combination of lingering stagflationary headwinds and a higher-for-longer interest rate environment have reduced the expected returns for both stocks and bonds, in our view.

While short-term interest rates are expected to settle at an elevated level, longer-term rates may push higher on the back of inflation risks – leaving little in the way of upside for bond prices. A higher-for-longer interest rate environment poses particular challenges to a traditional 60/40 portfolio of stocks and bonds given that government bonds may be less reliable in protecting downside in what could be a volatile financial market environment. Indeed, recent stagflationary undertones have already brought into question bonds’ traditional role as a safe haven.

This underscores the case for non-traditional sources of income such as private credit and real assets as an alternative to traditional bonds given their stable return profile, lower volatility, and diversification benefits. Specifically, private credit is a viable option for those looking for stability, downside protection, and predictable yield. The opportunity is particularly compelling given that banks are retrenching from lending activities at a time when interest rates are elevated, which has allowed private lenders to fill that financing gap left by traditional banks and originate loans at attractive

risk-adjusted yields. Meanwhile, in a world where inflation is set to remain higher than it has been for the past several decades, real assets should play a critical role in protecting purchasing power – which is an important consideration given our cyclical and secular forecasts. Specifically, farmland and the underlying produced agricultural commodities tend to generate value in real terms as prices rise, while infrastructure has the potential to yield predictable cash flows that are uncorrelated to the economic cycle with contracts that frequently include built-in protections against inflation. Meanwhile, real estate is often considered a good inflation hedge – while from a valuation perspective, the opportunity is particularly compelling given that interest rates have trended lower – setting the stage for a recovery in the coming years. On the capital appreciation front, private equity has historically demonstrated an ability to outperform public equities, even in market downturns, with less volatility. Those attributes are especially critical given our unfavorable (and likely volatile) outlook for public market equities over the coming year.

In addition to the attractive investment attributes above, their low correlation to traditional asset classes and their differentiated sensitivities to the economic cycle provide diversification benefits and a reduction of overall portfolio risk, underscoring the merits of allocating to non-traditional asset classes and enhancing the risk-reward proposition in the strategic asset allocation.



Private Market strategies continue to be instrumental in the construction of a resilient and well-diversified portfolio. Optimizing a portfolio to include private credit, real assets, and private equity may enhance both the performance and durability of a total portfolio, including maximizing the potential for an increase in its reward per unit of risk.

Source: Fiera Capital, for illustrative purposes only.

Commodities and Currencies

Currency Markets



The US dollar (+0.9%) managed to eke out a modest gain after being whipsawed throughout much of the third quarter. While initially staging a rebound amid signs of progress on trade negotiations between the United States and its trading partners, the dollar lost some momentum towards quarter-end as investors ramped up their wagers for rate cuts from the Federal Reserve and as threats to central bank independence weighed on the currency. The greenback was stronger versus its major trading partners. The Canadian dollar (-2.2%) retreated after investors braced for the Bank of Canada to step off the sidelines and cut interest rates – while the environment of weaker oil prices also pushed the loonie lower. The euro (-0.4%), pound (-2.1%), and yen (-2.6%) also weakened against a broadly stronger US dollar in the third quarter.

Oil



Crude oil (-4.2%) retreated in the third quarter as concerns over excess supply in the market outweighed lingering geopolitical tensions that risk constraining output. Notably, investors were contemplating the looming supply glut stemming from the OPEC alliance's aim to restore idled capacity. Adding to oversupply concerns, oil stockpiles in the United States rose by the most in several weeks at the end of September. Corroborating that narrative, the International Energy Agency has predicted that there will be a record surplus this year, with OPEC+ supply hikes prompting global output to run ahead of demand.

Gold



Gold (+16.1%) breached a fresh record high in the third quarter as expectations cemented around rate cuts from the Federal Reserve. What's more, unnerved investors flocked to the safety of bullion given unrelenting risks on the trade and policy front. On the latter, President Trump's attacks on the Federal Reserve added to perceived risks around central bank independence. An erratic geopolitical backdrop and central bank buying also boosted prices over the last three months – while the quarterly decline in US treasury yields increased the allure of the non-interest-bearing precious metal.

Copper



Copper (-3.4%) retreated as data from China (a top consumer of the red metal) showed factory activity extended its decline into a sixth month – the longest slump since 2019. However, prices rebounded towards quarter-end and traded just below a 16-month high as supply disruptions and some dollar weakness supported prices of the red metal at the end of the quarter.

Source: Bloomberg, as of September 30, 2025.

Forecasts for the Next 12-18 Months

SCENARIOS	SEPT. 30, 2025	STAGFLATION	SOFT LANDING	RECESSION	POLICY ERROR
PROBABILITY		40%	25%	20%	15%
GDP GROWTH					
Global	3.00%	2.50%	3.00%	2.00%	3.50%
Canada	1.10%	1.00%	1.50%	-1.50%	2.00%
U.S.	1.80%	1.50%	2.00%	-1.00%	2.50%
INFLATION (HEADLINE Y/Y)					
Canada	1.90%	3.00%	2.25%	2.00%	3.25%
U.S.	2.90%	3.50%	2.50%	2.00%	4.00%
SHORT-TERM RATES					
Bank of Canada	2.50%	2.50%	2.25%	2.00%	3.00%
Federal Reserve	4.25%	4.00%	3.50%	2.50%	4.75%
10-YEAR RATES					
Canada Government	3.18%	3.50%	3.00%	2.75%	4.00%
U.S. Government	4.15%	4.50%	4.00%	3.00%	5.25%
PROFIT ESTIMATES (12 MONTHS FORWARD)					
Canada	1777	1700	1800	1450	1850
U.S.	293	270	290	250	295
EAFE	167	160	170	140	180
EM	88	85	90	70	95
P/E (12 MONTHS FORWARD)					
Canada	16.9X	16.5X	18.0X	14.0X	15.0X
U.S.	22.8X	22.0X	23.5X	18.5X	19.5X
EAFE	16.6X	16.0X	17.5X	13.0X	14.0X
EM	15.4X	15.0X	16.0X	11.0X	12.0X
CURRENCIES					
CAD/USD	0.72	0.70	0.72	0.65	0.75
EUR/USD	1.17	1.10	1.15	1.00	1.05
COMMODITIES					
Oil (WTI, USD/barrel)	62.37	65.00	70.00	50.00	75.00
Gold (USD/oz)	3840.80	3800.00	3400.00	4000.00	3000.00

Source: Fiera Capital, as of September 30, 2025.

Discussions regarding potential future events and their impact on the markets are based solely on historical information and Fiera Capital's estimates and/or opinions, and are provided for illustrative purposes only. General Market projections are hypothetical estimates of long-term returns of economic asset classes based on statistical models and do not represent the returns of an actual investment. Actual results could vary substantially. Models have limitations and may not be relied upon to make predictions of future performance of any account. Past performance is not a guarantee of future results. Inherent in any investment is the potential for loss.

Important Disclosure

Fiera Capital Corporation ("**Fiera Capital**") is a global independent asset management firm that delivers customized multi-asset solutions across public and private classes to institutional, financial intermediary and private wealth clients across North America, Europe and key markets in Asia and the Middle East. Fiera Capital trades under the ticker FSZ on the Toronto Stock Exchange. Fiera Capital does not provide investment advice to U.S. clients or offer investment advisory services in the US. In the US, asset management services are provided by Fiera Capital's affiliates who are investment advisers that are registered with the U.S. Securities and Exchange Commission (the "SEC") or exempt from registration. Registration with the SEC does not imply a certain level of skill or training. Each affiliated entity (each an "**Affiliate**") of Fiera Capital only provides investment advisory or investment management services or offers investment funds in the jurisdictions where the Affiliate and/or the relevant product is registered or authorized to provide services pursuant to an exemption from registration.

This document is strictly confidential and for discussion purposes only. Its contents must not be disclosed or redistributed directly or indirectly, to any party other than the person to whom it has been delivered and that person's professional advisers.

The information presented in this document, in whole or in part, is not investment, tax, legal or other advice, nor does it consider the investment objectives or financial circumstances of any investor. The source of all information is Fiera Capital unless otherwise stated.

Fiera Capital and its Affiliates reasonably believe that this document contains accurate information as at the date of publication; however, no representation is made that the information is accurate or complete and it may not be relied upon. Fiera Capital and its Affiliates will accept no liability arising from the use of this document.

Fiera Capital and its Affiliates do not make recommendations to buy or sell securities or investments in marketing materials. Dealing and/or advising services are only offered to qualified investors pursuant to applicable securities laws in each jurisdiction.

Past performance of any fund, strategy or investment is not an indication or guarantee of future results. Performance information assumes the reinvestment of all investment income and distributions and does not account for any fees or income taxes paid by the investor. All investments have the potential for loss. Target returns are forward-looking, do not represent actual performance, there is no guarantee that such performance will be achieved, and actual results may vary substantially.

This document may contain "forward-looking statements" which reflect the current expectations of Fiera Capital and/or its Affiliates. These statements reflect current beliefs, expectations and assumptions with respect to future events and are based on information currently available. Although based upon what Fiera Capital and its affiliates believe to be reasonable assumptions, there is no guarantee that actual results, performance, or achievements will be consistent with these forward-looking statements. There is no obligation for Fiera Capital and/or its Affiliates to update or alter any forward-looking statements, whether as a result of new information, future events or otherwise.

Strategy data such as ratios and other measures which may be presented herein are for reference only and may be used by prospective investors to evaluate and compare the strategy. Other metrics are available and should be considered prior to investment as those provided herein are the

subjective choice of the manager. The weighting of such subjective factors in a different manner would likely lead to different conclusions.

Strategy details, including holdings and exposure data, as well as other characteristics, are as of the date noted and subject to change. Specific holdings identified are not representative of all holdings and it should not be assumed that the holdings identified were or will be profitable.

Certain fund or strategy performance and characteristics may be compared with those of well-known and widely recognized indices. Holdings may differ significantly from the securities that comprise the representative index. It is not possible to invest directly in an index. Investors pursuing a strategy like an index may experience higher or lower returns and will bear the cost of fees and expenses that will reduce returns, whereas an index does not. Generally, an index that is used to compare performance of a fund or strategy, as applicable, is the closest aligned regarding composition, volatility, or other factors.

Every investment is subject to various risks and such risks should be carefully considered by prospective investors before they make any investment decision. No investment strategy or risk management technique can guarantee returns or eliminate risk in every market environment. Each investor should read all related constating documents and/or consult their own advisors as to legal, tax, accounting, regulatory, and related matters prior to making an investment.

The ESG or impact goals, commitments, incentives and initiatives outlined in this document are purely voluntary, may have limited impact on investment decisions and/or the management of investments and do not constitute a guarantee, promise or commitment regarding actual or potential positive impacts or outcomes associated with investments made by funds managed by the firm. The firm has established, and may in the future establish, certain ESG or impact goals, commitments, incentives and initiatives, including but not limited to those relating to diversity, equity and inclusion and greenhouse gas emissions reductions. Any ESG or impact goals, commitments, incentives and initiatives referenced in any information, reporting or disclosures published by the firm are not being promoted and do not bind any investment decisions made in respect of, or stewardship of, any funds managed by the firm for the purposes of Article 8 of Regulation (EU) 2019/2088 on sustainability-related disclosures, in the financial services sector. Any measures implemented in respect of such ESG or impact goals, commitments, incentives and initiatives may not be immediately applicable to the investments of any funds managed by the firm and any implementation can be overridden or ignored at the sole discretion of the firm. There can be no assurance that ESG policies and procedures as described herein, including policies and procedures related to responsible investment or the application of ESG-related criteria or reviews to the investment process will continue; such policies and procedures could change, even materially, or may not be applied to a particular investment.

The following risks may be inherent in the funds and strategies mentioned on these pages.

Equity risk: the value of stock may decline rapidly and can remain low indefinitely. **Market risk:** the market value of a security may move up or down based upon a change in market or economic conditions.

Liquidity risk: the strategy may be unable to find a buyer for its investments when it seeks to sell them. **General risk:** any investment that has the possibility for profits also has the possibility of losses, including loss of principal. **ESG and Sustainability risk** may result in a material

negative impact on the value of an investment and performance of the portfolio. **Geographic concentration risk** may result in performance being more strongly affected by any conditions affecting those countries or regions in which the portfolio's assets are concentrated. **Investment portfolio risk**: investing in portfolios involves certain risks an investor would not face if investing in markets directly. **Currency risk**: returns may increase or decrease as a result of currency fluctuations. **Operational risk** may cause losses as a result of incidents caused by people, systems, and/or processes. **Projections and Market Conditions**: We may rely upon projections developed by the investment manager or a portfolio entity concerning a portfolio investment's future performance. Projections are inherently subject to uncertainty and factors beyond the control of the manager and the portfolio entity. **Regulation**: The manager's operations may be subject to extensive general and industry specific laws and regulations. Private strategies are not subject to the same regulatory requirements as registered strategies. **No Market**: The LP Units are being sold on a private placement basis in reliance on exemptions from prospectus and registration requirements of applicable securities laws and are subject to restrictions on transfer thereunder. Please refer to the Confidential Private Placement Memorandum for additional information on the risks inherent in the funds and strategies mentioned herein.

Meteorological and Force Majeure Events Risk: Certain infrastructure assets are dependent on meteorological and atmospheric conditions or may be subject to catastrophic events and other events of force majeure.

Weather: Weather represents a significant operating risk affecting the agriculture and forestry industry. **Commodity prices**: Cash flow and operating results of the strategy are highly dependent on agricultural commodity prices which can be expected to fluctuate significantly over time. **Water**: Water is of primary importance to agricultural production.

Third Party Risk: The financial returns may be adversely affected by the reliance on third party partners or a counterparty's default.

For further risks we refer to the relevant fund prospectus.

United Kingdom: This document is issued by Fiera Capital (UK) Limited, an affiliate of Fiera Capital Corporation. Fiera Capital (UK) Limited is authorized and regulated by the Financial Conduct Authority and is registered with the US Securities and Exchange Commission ("SEC") as investment adviser. Registration with the SEC does not imply a certain level of skill or training.

Abu Dhabi Global Markets: This document is issued by Fiera Capital (UK) Limited, an affiliate of Fiera Capital Corporation. Fiera Capital (UK) Limited is regulated by the Financial Services Regulatory Authority.

United Kingdom – Fiera Real Estate UK: This document is issued by Fiera Real Estate Investors UK Limited, an affiliate of Fiera Capital Corporation. Fiera Real Estate Investors UK Limited is authorized and regulated by the Financial Conduct Authority.

European Economic Area (EEA): This document is issued by Fiera Capital (Germany) GmbH ("**Fiera Germany**"), an affiliate of Fiera Capital Corporation. Fiera Germany is authorized and regulated by the Bundesanstalt für Finanzdienstleistungsaufsicht (BaFin).

United States: This document is issued by Fiera Capital Inc. ("**Fiera U.S.A.**"), an affiliate of Fiera Capital Corporation. Fiera U.S.A. is an investment adviser based in New York City registered with the Securities and Exchange Commission ("SEC"). Registration with the SEC does not imply a certain level of skill or training.

United States – Fiera Infrastructure: This document is issued by Fiera Infrastructure Inc. ("**Fiera Infrastructure**"), an affiliate of Fiera Capital Corporation. Fiera Infrastructure is registered as an exempt reporting adviser with the Securities and Exchange Commission ("SEC"). Registration with the SEC does not imply a certain level of skill or training.

United States – Fiera Comox: This document is issued by Fiera Comox Partners Inc. ("**Fiera Comox**"), an affiliate of Fiera Capital Corporation. Fiera Comox is registered as an investment adviser with the Securities and Exchange Commission ("SEC"). Registration with the SEC does not imply a certain level of skill or training.

Canada

Fiera Real Estate Investments Limited ("Fiera Real Estate**")**, a wholly owned subsidiary of Fiera Capital Corporation is an investment manager of real estate through a range of investments funds.

Fiera Infrastructure Inc. ("Fiera Infra**")**, a subsidiary of Fiera Capital Corporation is a leading global mid-market direct infrastructure investor operating across all subsectors of the infrastructure asset class.

Fiera Comox Partners Inc. ("Fiera Comox**")**, a subsidiary of Fiera Capital Corporation is a global investment manager that manages private alternative strategies in Private Credit, Agriculture, Private Equity and Timberland.

Fiera Private Debt Inc. ("Fiera Private Debt**")**, a subsidiary of Fiera Capital Corporation provides innovative investment solutions to a wide range of investors through two distinct private debt strategies: corporate debt and infrastructure debt.

Please find an overview of registrations of Fiera Capital Corporation and certain of its subsidiaries here: <https://www.fieracapital.com/en/registrations-and-exemptions>.

Version STRENG004

Contact Us

NORTH AMERICA		
<p>Montreal Fiera Capital Private Wealth</p> <p>1981 McGill College Avenue Suite 1500 Montreal, Quebec H3A 0H5 Canada</p> <p>T + 1 800 361-3499 (Toll Free)</p>	<p>Toronto Fiera Capital Private Wealth</p> <p>200 Bay Street, South Tower Suite 3800 Toronto, Ontario M5J 2J1 Canada</p> <p>T + 1 800 994-9002 (Toll Free)</p>	<p>Calgary Fiera Capital Private Wealth</p> <p>607 8th Avenue SW Suite 300 Calgary, Alberta T2P 0A7 Canada</p> <p>T + 1 403 699-9000</p>
<p>New York Fiera Capital Inc.</p> <p>375 Park Avenue 8th Floor New York, New York 10152 United States</p> <p>T + 1 212 300-1600</p>	<p>Boston Fiera Capital Inc.</p> <p>One Lewis Wharf 3rd Floor Boston, MA 02110 United States</p> <p>T + 1 857 264-4900</p>	<p>Dayton Fiera Capital Inc.</p> <p>10050 Innovation Drive Suite 120 Dayton, Ohio 45342 United States</p> <p>T + 1 937 847-9100</p>
EUROPE		
<p>London Fiera Capital (UK) Limited</p> <p>3rd Floor Queensberry House 3 Old Burlington Street London, W1S 3AE United Kingdom</p> <p>T + 44 20 7518 2100</p>	<p>The Hague Fiera Capital (Germany) GmbH, Netherlands Branch</p> <p>Red Elephant Building Room 1.56 Zuid-Hollandlaan 7 2596 AL, The Hague Netherlands</p>	<p>Frankfurt Fiera Capital (Germany) GmbH</p> <p>Neue Rothofstraße 13-19 60313, Frankfurt am Main Germany</p> <p>T + 49 69 9202 0750</p>
<p>Zurich Fiera Capital (Switzerland) GmbH</p> <p>Office 412, Headsquarter, Stockerstrasse 33, 8002 Zurich Switzerland</p>	<p>Isle of Man Fiera Capital (IOM) Limited</p> <p>St Mary's Court 20 Hill Street Isle of Man, IM1 1EU</p> <p>T + 44 1624 640200</p>	
ASIA		
<p>Hong Kong Fiera Capital (Asia) Hong Kong Limited</p> <p>Suite 3205 No. 9 Queen's Road Central Hong Kong</p> <p>T + 852 3713 4800</p>	<p>Singapore Fiera Capital (Asia) Singapore Pte. Ltd.</p> <p>6 Temasek Boulevard #38-03 Suntec Tower 4 Singapore 038986</p>	<p>Abu Dhabi Fiera Capital (UK) Limited</p> <p>Office 518, Cloudspaces, Al Sarab Tower Al Maryah Island Abu Dhabi, United Arab Emirates</p>