

Q4 2023

Investment Outlook
& Portfolio Strategy



Macroeconomic Landscape

Global

Global growth is expected to stagnate to below-trend levels as the environment of “higher-for-longer” interest rates take their toll on the economy.



Canada

The Canadian economy stalled out in the third quarter as the impact of cumulative rate hikes took hold and dampened spending. However, there has been very little downward momentum in underlying inflation. Wages are still running at 4% to 5%, while the Bank of Canada’s preferred gauges of underlying inflation have heated back up to 4%. This leaves the Bank of Canada in a difficult position as recent signs of reaccelerating inflationary pressures collide with an economy that is losing steam.

United States

The US economy has been a standout in terms of economic resilience. However, economic resiliency has kept inflation stubbornly elevated and prompted the Federal Reserve to raise interest rates by much more than anticipated and keep them there for an extended time. Consequently, we expect momentum to subside as the impacts of the most aggressive tightening campaign in four decades begins to bear fruit and as household finances deteriorate under the weight of cooling job growth and dwindling excess savings.

International

The European economy is suffering under the weight of high inflation and interest rates, while the global factory downturn has imposed a more pronounced brake on growth given that the Eurozone (Germany) is heavily reliant on manufacturing versus other advanced economies. While the European Central Bank has lifted the deposit rate to a record high, officials have reiterated that rates will be kept at “sufficiently restrictive levels for as long as necessary” – which is likely to deal another blow to an already languishing economy.

Emerging Markets

The Chinese economy has shown some tentative signs of stabilization following an uninspiring recovery earlier this year. However, the world’s second largest economy is facing a number of headwinds, including weak business and consumer confidence, a faltering property market, and slowing global demand for Chinese exports. Lingering headwinds have been met with a lackluster policy response given policymakers’ desire to avoid driving up debt and exacerbating financial risks, which suggests the stimulative measures are unlikely to boost growth in a meaningful way.

Economic Outlook

Stagflation

Extreme optimism in the first half of 2023 gave way to growing skepticism in the third quarter as investors contemplated the trajectory for inflation, monetary policy, and the economy. Volatility resurfaced and both stock and bond markets ended the quarter in negative terrain as the “higher-for-longer” interest rate narrative took hold following data that showed economic resilience in the United States that has translated into elevated and persistent inflation.

It has become abundantly clear that monetary policy is not yet restrictive enough to bring inflation to heel and that it is virtually impossible to bring inflation back to the 2% objective without pushing interest rates to levels that would ultimately tip the economy into a recession. While questions have surfaced regarding the Federal Reserve’s commitment to the 2% inflation target, our sense is that policymakers do not believe that bringing inflation to 2% justifies the severe economic and social consequences associated with doing so.

Instead, with long-term inflation expectations remaining well-anchored, policymakers appear willing to live with higher inflation for longer and will amortize the decline in inflation over an extended period of time. As such, we expect policymakers to pause their tightening campaigns at interest rate levels that are not restrictive enough to bring inflation back to 2% over the next 3 years. Still, while monetary policy tightening is likely close to peaking, it will nonetheless remain in modestly restrictive terrain for some time. While averting an outright contraction, we expect the economy will slow to below-trend levels and inflation will edge lower in response over the coming years. The Federal Reserve’s own projections for inflation and interest rates support this view in that officials do not see a return to 2% inflation before 2026.

FEDERAL RESERVE SUMMARY OF ECONOMIC PROJECTIONS

September 2023 Forecasts	2023	2024	2025	2026
Change in real GDP (June projection)	2.1% (1.0%)	1.5% (1.1%)	1.8% (1.8%)	1.8%
Core PCE Inflation (June projection)	3.7% (3.9%)	2.6% (2.6%)	2.3% (2.2%)	2.0%
Federal Funds Rate (June projection)	5.6% (5.6%)	5.1% (4.6%)	3.9% (3.4%)	2.9%

Source: Federal Reserve, September 2023.

Investment Strategy

There has been plenty of debate as to the so-called “landing” for the economy over the coming year. While investors have been anticipating an optimistic outcome that involves a soft landing, this scenario is difficult to achieve without imminent rate cuts – something that appears highly improbable at this time. A sustained rise in energy prices adds to the upside risks to inflation and reduces these odds even further. Meanwhile, the higher-for-longer interest rate mantra has shifted the investor narrative back towards the stagflationary outcome, which is our high probability scenario. While the financial market implications of the “Stagflation” scenario are less dire than recessionary outcomes, they are nonetheless negative for both stock and bond markets given that the environment of higher-for-longer interest rates and still-elevated inflation is likely to come up against a backdrop of stagnating growth. As such, a defensive portfolio positioning continues to be warranted over our cyclical investment horizon.

Economic Scenarios

Main Scenario | Stagflation

Probability **55%**

As policymakers are unable to simultaneously achieve their inflation and growth targets, they are forced to choose between the two and opt to prioritize the economy and live with above-target inflation. In our high probability “Stagflationary” scenario, well-anchored long-term inflation expectations and tentative signs of easing wage and price pressures allow the Federal Reserve to tolerate above-target inflation for longer, with the central bank abandoning its tightening campaign at levels that would avoid an outright contraction in growth. Global growth slows to below-potential levels, but global inflation remains elevated and above-target. So long as the economy is operating below its potential, supply-demand imbalances would subsequently rebalance and allow inflation to subside, albeit over a longer period of time. While less-dire than the hard landing recessionary scenario, the lingering risk of a self-fulfilling wage price spiral where wage and price setters increasingly orient themselves to higher inflation rates could potentially translate into even steeper rate hikes down the road and a prolonged period of economic stagnation.

Scenario 2 | Shallow Recession

Probability **25%**

The US economy defied expectations for a sharp slowdown in 2023 following the most aggressive monetary tightening campaign in decades. Economic resilience was a result of the relatively robust underlying economic fundamentals heading into the downturn. Notably, pent-up demand from the pandemic, excess savings, persistent labor market imbalances (too much demand chasing too little supply), and rising wages all buttressed demand and allowed the economy to hold up reasonably well in the wake of over 500 basis points of rate hikes. However, in this less severe recessionary scenario, these tailwinds that acted as a buffer to the sharp increase in interest rates turn into headwinds in late 2023 that inevitably pushes the economy into a mild recession. Specifically, cumulative central bank tightening begins to weigh more materially on the economy given the long lags in the monetary transmission mechanism, while the drag from fiscal policy that is set to contract in 2024 and a deterioration in household finances weigh more prominently in the data. Still, with interest rates peaking at a lower level versus the “Deep Recession” scenario, the economic fallout is less damaging in the “Shallow Recession” scenario.

Scenario 3 | Deep Recession

Probability **10%**

In the hard landing recession scenario, stubbornly elevated inflation that proves increasingly entrenched triggers the continuation of aggressive monetary tightening that inevitably sparks a recession. The depth and magnitude of the recession ultimately hinges on how persistent inflation proves to be, and on how much pain policymakers are willing to inflict on the economy in order to bring inflation down to levels deemed acceptable. While goods prices subside, underlying “core” inflation proves to be more sticky and entrenched, with continued resilience in the labor market and consumer spending slowing the descent of wage and services inflation. Inflation expectations de-anchor and spiral higher in response, which forces central banks to prioritize tackling inflation in order to restore their inflation-control credibility, regardless of the economic fallout. As a result, central banks tighten monetary policy much more assertively and keep rates in restrictive terrain for longer. Policymakers are unlikely to pause the rate hike cycle until they see more convincing evidence that inflation is subsiding meaningfully, which when combined with the delayed impact of cumulative monetary tightening to date ultimately means that central banks will be hiking interest rates well into economic weakness, making way for a “Deep Recession.”

Scenario 4 | Disinflation

Probability **10%**

In the “Disinflation” scenario, the economy proves to be much weaker than previously thought, which when combined with the disinflationary forces from cumulative monetary policy tightening and tighter credit conditions sends inflation spiraling lower towards 2% without dipping the economy into recession. This disinflationary impulse prompts central bankers to pause their tightening campaign in the back-half of 2023. By 2024, inflation that has subsided meaningfully allows the Federal Reserve to transition from an on-hold monetary policy stance towards interest rate cuts. Consequently, the economy averts a hard landing economic scenario, and a new economic cycle begins in mid-2024.

Discussions regarding potential future events and their impact on the markets are based solely on historical information and Fiera Capital's estimates and/or opinions, and are provided for illustrative purposes only. Expected returns are hypothetical estimates of long-term returns of economic asset classes based on statistical models and do not represent the returns of an actual investment. Actual returns will vary. Models have limitations and may not be relied upon to make predictions of future performance of any account. Past performance is not a guarantee of future results. Inherent in any investment is the potential for loss.

Portfolio Strategy

Matrix of Expected Returns (CAD)

SCENARIOS	STAGFLATION	SHALLOW RECESSION	DEEP RECESSION	DISINFLATION
PROBABILITY	55%	25%	10%	10%
TRADITIONAL INCOME				
Money Market	4.8%	4.0%	3.8%	4.3%
Canadian Bonds	-4.2%	4.5%	8.9%	4.6%
NON-TRADITIONAL INCOME				
Diversified Credit	8.0%	7.0%	6.0%	7.0%
Diversified Real Estate	9.0%	6.0%	4.0%	8.0%
Infrastructure	8.0%	6.0%	5.0%	7.0%
Agriculture	8.0%	6.0%	5.0%	7.0%
TRADITIONAL CAPITAL APPRECIATION				
Canadian Equity	3.6%	-6.9%	-20.2%	26.9%
U.S. Equity	-13.1%	-21.2%	-31.3%	8.9%
International Equity	-10.4%	-15.2%	-27.5%	19.7%
Emerging Market Equity	-5.4%	-13.4%	-26.3%	23.2%
NON-TRADITIONAL CAPITAL APPRECIATION				
Private Equity	12.0%	8.0%	5.0%	15.0%
Liquid Alternatives	5.0%	2.5%	0.0%	7.5%
CAD/USD	0.83	0.75	0.70	0.80

Source: Fiera Capital, as of September 29, 2023.

Discussions regarding potential future events and their impact on the markets are based solely on historical information and Fiera Capital's estimates and/or opinions, and are provided for illustrative purposes only. Expected returns are hypothetical estimates of long-term returns of economic asset classes based on statistical models and do not represent the returns of an actual investment. Actual returns will vary. Models have limitations and may not be relied upon to make predictions of future performance of any account. Past performance is not a guarantee of future results. Inherent in any investment is the potential for loss.

Portfolio Strategy

Current Strategy¹

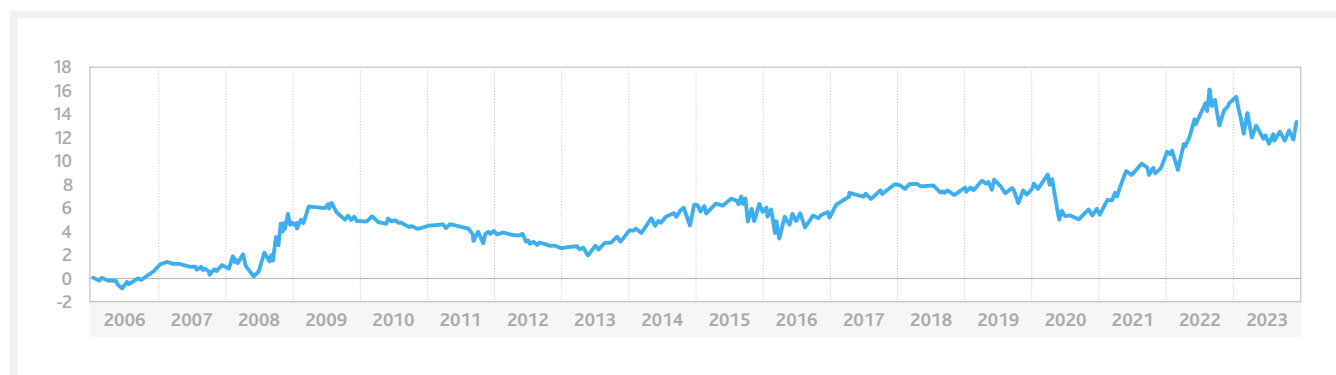
TRADITIONAL AND NON-TRADITIONAL PORTFOLIOS

	MINIMUM	BENCHMARK	MAXIMUM	STRATEGY	+/-
Money Market	0%	5%	30%	20%	+15%
Canadian Bonds	5%	25%	45%	5%	-20%
Canadian Equity	10%	20%	40%	30%	+10%
U.S. Equity	0%	10%	20%	0%	-10%
International Equity	0%	10%	20%	0%	-10%
Emerging Market Equity	0%	5%	15%	5%	0%
Non-Traditional Income	5%	25%	45%	40%	+15%

TRADITIONAL PORTFOLIOS

	MINIMUM	BENCHMARK	MAXIMUM	STRATEGY	+/-
TRADITIONAL INCOME	20%	40%	60%	50%	+10%
Money Market	0%	5%	30%	20%	+15%
Canadian Bonds	5%	35%	55%	30%	-5%
TRADITIONAL CAPITAL APPRECIATION	40%	60%	80%	50%	-10%
Canadian Equity	5%	25%	50%	35%	+10%
U.S. Equity	0%	15%	30%	5%	-10%
International Equity	0%	15%	30%	5%	-10%
Emerging Market Equity	0%	5%	15%	5%	0%

Evolution of Value-Added¹



Source: Fiera Capital, as of September 29, 2023.

¹ Based on a 100 basis point value added objective. The benchmark employed here is based on a model portfolio and for illustrative purposes only. Individual client benchmarks are employed in the management of their respective portfolios. Past performance is not a guarantee of future results. Inherent in any investment is the potential for loss.

Fixed Income Outlook

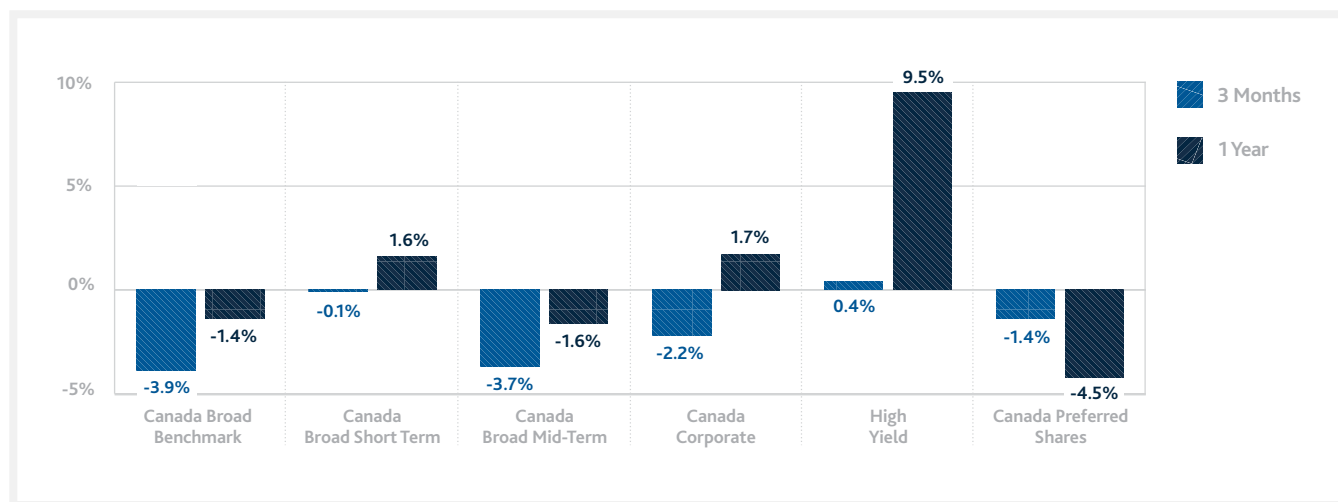
Fixed Income Review

Fixed income markets generated negative results in the third quarter and have erased all of their year-to-date gains. Bond yields pushed significantly higher following signs of economic strength and still-elevated inflation that prompted a recalibration in expectations for interest rates, with investors bracing for an extended period of higher rates. A deteriorating US fiscal position, the move by Fitch Ratings to strip the US of its top credit grade, and soaring crude oil prices also contributed to the upward move in bond yields. The FTSE Canada Bond Universe slipped 3.9% in the third quarter, bringing its year-to-date performance down to -1.5%.

The US economy has defied expectations that cumulative rate hikes would bring on a recession. Instead, the world's largest economy has held up reasonably well in the wake of over 500 basis points of rate hikes, thanks to pandemic-related stimulus that bolstered household savings and unrelenting labour market imbalances that have propped up wages and kept unemployment low.

While encouraging, these developments have also made it extremely difficult for central banks to rein in inflation that is proving increasingly entrenched. Recent strength in oil prices has further complicated matters at a time when many central banks hoped to be at or near the end of their tightening campaigns. As such, with inflation still too hot for comfort and decisively above-target, the macroeconomic narrative has shifted towards rates needing to stay higher for a prolonged period of time in order to bring inflation back towards the 2% goal. The Federal Reserve's latest Summary of Economic Projections corroborated this "higher-for-longer" narrative. At the September gathering, officials revised up their forecasts for interest rates. While participants expect that one more 25 basis point rate hike will be necessary before year-end, rates are expected to remain above 5% through 2024 and the 2025 end-point was also raised to 3.9%. Also notable was the fact that the Fed now sees restrictive policy right through to 2026.

Canadian Fixed Income Market Returns



Source: Fiera Capital, as of September 29, 2023.

Past performance is not a guarantee of future results. Inherent in any investment is the potential for loss.

Investment Strategy

The path of least resistance for long-term bond yields should be higher from here. We expect yield curves to steepen in a bearish fashion, with the largest upward move at the long end of the curve given our outlook for higher inflation and a sustained rise in crude prices. While investors have recalibrated their expectations to be closer in line with the Federal Reserve's latest forecasts, they are not yet positioned for a prolonged period of higher rates. Amplifying the upside risk to yields, the Treasury is likely to issue a deluge of debt to fund ballooning deficits at a time when the Fed is reducing its balance sheet holdings. This unappealing outlook underpins our underweight allocation to traditional fixed income.

Equity Outlook

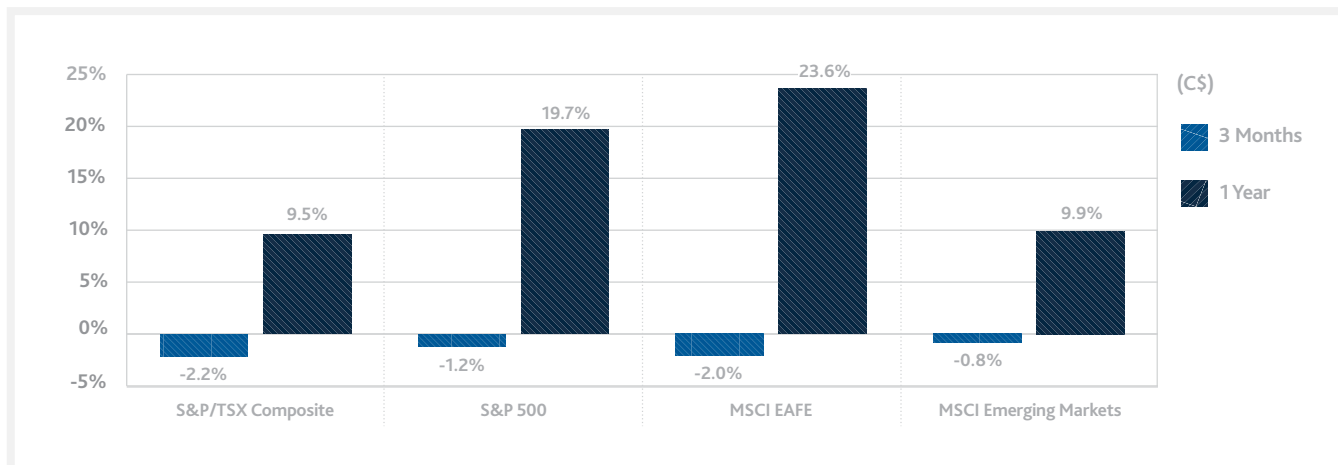
Equity Review

After a strong start to 2023, global equity markets reversed course in the third quarter as the sharp backup in global bond yields sapped risk appetite and weighed on stock market valuations. The MSCI All Country World index ended the quarter nearly 4% below where it started with no major benchmark we track left unscathed.

The outlook for equity markets remains challenging, in our view. We expect that the stagflationary environment will act as an obstacle to any further valuation expansion and/or earnings acceleration as investors align with the prospect for central banks to keep interest rates higher for longer in order to dampen economic growth, while reducing the likelihood of a scenario where central banks pre-emptively cut interest rates ahead of a recession.

On the valuation front, year-to-date equity market gains were predominantly driven by multiple expansion as investor hopes for imminent rate cuts pushed valuations markedly higher. Given that these views are now being reassessed, valuations need to adjust lower to the new reality of higher interest rates for longer. On the earnings front, optimistic expectations leave investors vulnerable to bad news in the form of a deteriorating economic backdrop given that much of the good news on the economy has already been baked into earnings forecasts. A reacceleration in economic growth that would sustain this year's earlier gains is highly unlikely in our view – particularly given our expectation for growth to slow to below-trend levels.

Equity Market Returns



Source: Fiera Capital, as of September 29 2023.

Past performance is not a guarantee of future results. Inherent in any investment is the potential for loss.

Investment Strategy

In this environment, we maintain an underweight stance on equities over our tactical 12-18 month horizon. While there's very limited scope for further multiple expansion as interest rates rise by more than markets generally expect, our expectation for stagnating growth and earnings prospects emboldens our defensive stance. Regionally, the stagflationary environment should buttress both commodity prices and the Canadian economy alike, underscoring our preference for the resource-levered S&P/TSX, while relatively attractive valuations versus its global peers also warrants an overweight allocation to the Canadian market. By contrast, we believe that the year-to-date growth-driven S&P 500 rally is running out of steam, with upside potential capped by lofty valuations at a time when expensive growth equities could be vulnerable in a higher-for-longer interest rate environment. Already, the threat of tighter policy has reversed some of the gains in this year's high-flying tech stocks. While these growth companies are renowned for their long-term prospects, they suffer the most when future profits get discounted at higher interest rates.

Private Markets Outlook

The Case for Private Markets

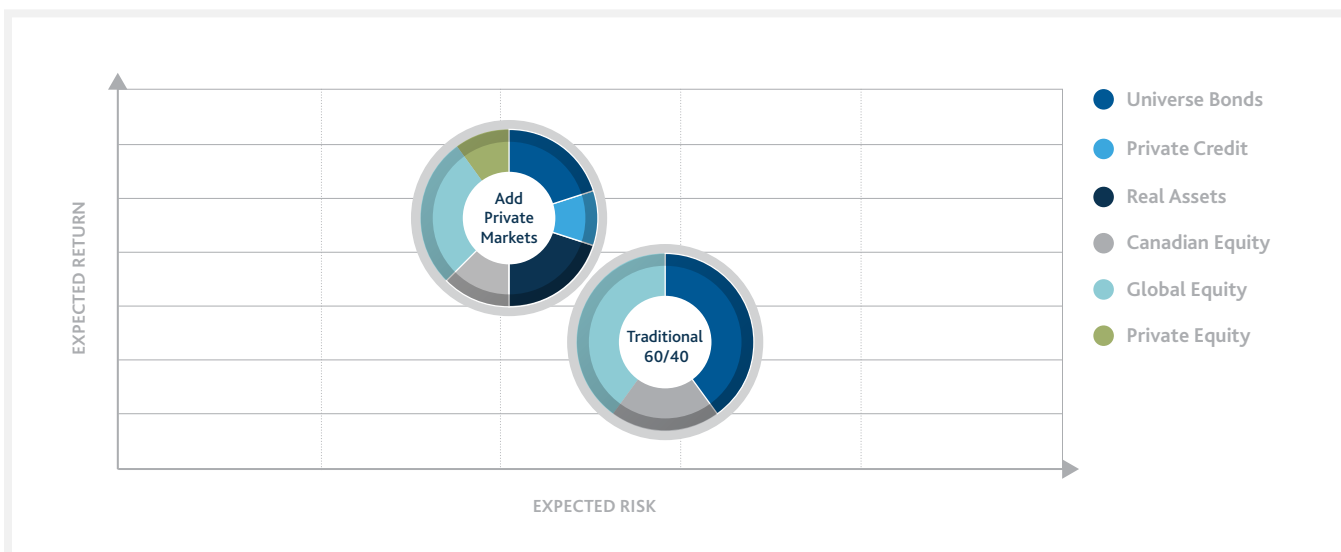
The third quarter brought with it a fresh set of challenges. With stagflationary headwinds looming large, both equity and fixed income markets generated negative results – underscoring the case for private market strategies in a well diversified portfolio. While the merits of allocating to private markets are valid across most macroeconomic environments, they are particularly attractive in an environment of elevated inflation and stagnating growth.

Critically, private markets strategies are less susceptible to significant swings if there is broader market volatility – something we expect will prevail as macroeconomic risks intensify in the coming year. Our expectation for a challenging financial market environment reinforces the need for both stability and yield in the portfolio setting, and non-traditional income strategies can smooth out the potentially volatile returns of public market asset classes in a stagflationary environment where the risk to bond yields is skewed to the upside. Longer term, we expect inflation to settle around 3% over the next 5 years given secular forces including demographic trends (aging populations), deglobalization, rising debts/deficits, and the imbalances associated with the green energy transition. Structurally higher inflation (and accordingly, interest rates) suggests that long-term government bonds may fall short of what investors have grown accustomed to over the last several decades and reinforces the case for non-traditional sources of income in a well-balanced portfolio.

Private credit is a viable option for those looking for security and yield. The opportunity is particularly compelling given that banks are retrenching from lending activities at a time when interest rates are elevated, which has allowed private lenders to originate loans at attractive risk-adjusted yields (enhanced yield with senior secured risk). Meanwhile, in a world where inflation is higher than it has been for the past four decades and is set to remain elevated, real assets should play a critical role in generating a stable income stream and hedging against inflation. Specifically, farmland and underlying produced agricultural commodities tend to generate value in real terms, while infrastructure has the potential to yield predictable cash flows with contracts that frequently include built-in protections against inflation. Meanwhile, real estate is often considered a good inflation hedge because it's a tangible asset whose replacement costs rise with inflation, benefiting from the appreciation in value. Additionally, rents usually increase with inflation, ensuring a growing cash flow for property owners.

Taken together, the construction of a properly diversified portfolio should include an allocation to private credit and real assets as an alternative to traditional fixed income. In addition to the attractive investment attributes above, their low correlation to traditional asset classes provides added diversification benefits and a reduction of overall portfolio risk, which is especially critical given our expectation for continued volatility across both stock and bond markets.

Portfolio Resiliency & Private Market Strategies



Private Market strategies continue to be instrumental in the construction of a resilient and well-diversified portfolio. Optimizing a portfolio to include private credit, real assets, and private equity may enhance both the performance and durability of a total portfolio, including maximizing the potential for an increase in its reward per unit of risk.

Source: Fiera Capital, for illustrative purposes only.

Commodities and Currencies

Currency Markets



The US dollar capped its strongest quarterly gain in a year as the prospect for interest rates to remain elevated for a prolonged period sent both treasury yields and the greenback soaring higher. The dollar rose versus all of its Group-of-10 peers given the Federal Reserve's relatively more hawkish stance versus the European Central Bank, Bank of England, and the Bank of Japan. The euro, pound, and yen all retreated during the quarter. Even the Canadian dollar succumbed to a broadly stronger greenback, despite the profound rally in crude oil prices. After an extended period of unrelenting strength, the US dollar is likely to soften in the coming year as the Fed adopts a sidelined approach, which may potentially see rate differentials between the United States and its global peers narrow in response. Moreover, we expect the Canadian dollar to strengthen on the back of our bullish call on crude oil prices that should buttress the loonie in the coming year.

Oil



Crude oil notched its largest quarterly gain since the initial jolt from the war in Ukraine in early 2022, with lingering imbalances in the physical market sending prices soaring over the last three months. Market conditions tightened substantially after OPEC+ heavyweights Saudi Arabia and Russia extended production cuts and as official US data confirmed a collapse in crude stockpiles at the vital hub in Cushing, Oklahoma. Both the International Energy Agency and OPEC warned that the market would be in deficit through year-end. Adding to already tight market conditions, the latest geopolitical developments in the Middle East have created upside risks to oil prices should the Israeli-Hamas conflict escalate from here. We remain bullish on oil prices on the back of favourable supply-demand dynamics. While some demand destruction is inevitable in a stagflationary environment, supply-side restraints including low spare capacity and continued production management by OPEC+ should also place a floor under prices and limit the extent of price declines during the economic slowdown.

Gold



Gold tumbled to a seven-month low on the back of a firmer US dollar and as treasury yields pushed to multi-year highs, dampening the allure of non-interest-bearing bullion. We expect gold to trade in a narrow range given some conflicting forces at hand. While bullion's appeal as an inflation hedge and a safe haven should underpin prices, the prospect for higher interest rates should limit any notable upside for the yellow metal.

Source: Bloomberg, as of September 29, 2023.

Copper



Copper ended the quarter virtually unchanged. While an underwhelming recovery in top-consumer China and lingering woes in the property sector have weighed on demand, authorities' pro-growth policy stance aimed at infrastructure spending and aid to the property sector counteracted some of that weakness in domestic demand. Longer-term, copper stands to benefit in the global effort to scale up in green infrastructure spending and expanding the electric-generation grid.

Forecasts for the Next 12-18 Months

SCENARIOS	SEPT. 29, 2023	STAGFLATION	SHALLOW RECESSION	DEEP RECESSION	DISINFLATION
PROBABILITY		55%	25%	10%	10%
GDP GROWTH					
Global	2.60%	2.50%	2.00%	1.00%	3.50%
Canada	0.70%	1.00%	-1.00%	-2.00%	2.00%
U.S.	0.90%	0.75%	-0.75%	-1.50%	2.50%
U.S. Output Gap		0.00%	-1.50%	-3.00%	1.00%
INFLATION (HEADLINE Y/Y)					
Canada	4.00%	3.50%	2.50%	2.00%	2.00%
U.S.	3.70%	3.50%	2.50%	2.00%	2.00%
SHORT-TERM RATES					
Bank of Canada	5.00%	4.50%	3.00%	2.50%	3.50%
Federal Reserve	5.50%	5.00%	3.50%	3.00%	4.00%
10-YEAR RATES					
Canada Government	4.03%	5.00%	3.75%	3.00%	3.50%
U.S. Government	4.57%	5.50%	4.25%	3.50%	4.00%
PROFIT ESTIMATES (12 MONTHS FORWARD)					
Canada	1565	1500	1400	1300	1600
U.S.	240	240	215	200	260
EAFE	151	150	135	125	165
EM	71	80	70	65	85
P/E (12 MONTHS FORWARD)					
Canada	12.5X	13.5X	13.0X	12.0X	15.5X
U.S.	17.9X	17.5X	16.0X	15.0X	19.5X
EAFE	13.4X	14.0X	13.0X	12.0X	16.0X
EM	13.4X	13.0X	12.0X	11.0X	15.0X
CURRENCIES					
CAD/USD	0.74	0.83	0.75	0.70	0.80
EUR/USD	1.06	1.10	1.05	1.00	1.12
COMMODITIES					
Oil (WTI, USD/barrel)	90.79	110.00	90.00	80.00	100.00
Gold (USD/oz)	1848.10	1900.00	2000.00	2100.00	2000.00

Source: Fiera Capital, as of September 29, 2023.

Discussions regarding potential future events and their impact on the markets are based solely on historical information and Fiera Capital's estimates and/or opinions, and are provided for illustrative purposes only. Expected returns are hypothetical estimates of long-term returns of economic asset classes based on statistical models and do not represent the returns of an actual investment. Actual returns will vary. Models have limitations and may not be relied upon to make predictions of future performance of any account. Past performance is not a guarantee of future results. Inherent in any investment is the potential for loss.

Contact Us

North America

MONTREAL

Fiera Capital Corporation

1981 McGill College Avenue
Suite 1500
Montreal, Quebec H3A 0H5

T 1 800 361-3499

TORONTO

Fiera Capital Corporation

200 Bay Street,
Suite 3800, South Tower
Toronto, Ontario M5J 2J1

T 1 800 994-9002

CALGARY

Fiera Capital Corporation

607 8th Avenue SW
Suite 300
Calgary, Alberta T2P 0A7

T 403 699-9000

info@fieracapital.com

NEW YORK

Fiera Capital Inc.

375 Park Avenue
8th Floor
New York, New York 10152

T 212 300-1600

BOSTON

Fiera Capital Inc.

One Lewis Wharf
3rd Floor
Boston, Massachusetts 02110

T 857 264-4900

DAYTON

Fiera Capital Inc.

10050 Innovation Drive
Suite 120
Dayton, Ohio 45342

T 937 847-9100

fiera.com

Europe

LONDON

Fiera Capital (UK) Limited

Queensberry House, 3 Old
Burlington Street, 3rd Floor,
London, United Kingdom W1S 3AE

T +44 (0) 207 409 5500

FRANKFURT

Fiera Capital (Germany) GmbH

Walther-von-Cronberg-Platz 13
Frankfurt, Germany
60594

T +49 69 9202 0750

Asia

HONG KONG

Fiera Capital (Asia)

Hong Kong Limited
Suite 3205, No. 9 Queen's
Road Central, Hong Kong

T 852-3713-4800

SINGAPORE

Fiera Capital (Asia)

Singapore Pte. Ltd.
6 Temasek Boulevard #38-03
Suntec Tower 4
Singapore 038986

IMPORTANT DISCLOSURES

Fiera Capital Corporation ("Fiera Capital") is a global independent asset management firm that delivers customized multi-asset solutions across traditional and alternative asset classes to institutional, retail and private wealth clients across North America, Europe and key markets in Asia. Fiera Capital trades under the ticker FSZ on the Toronto Stock Exchange. Each affiliated entity (each an "Affiliate") of Fiera Capital only provides investment advisory or investment management services or offers investment funds in the jurisdictions where the Affiliate and/or the relevant product is registered or authorized to provide services pursuant to an exemption from registration.

This document is strictly confidential and for discussion purposes only. Its contents must not be disclosed or redistributed directly or indirectly, to any party other than the person to whom it has been delivered and that person's professional advisers.

The information presented in this document, in whole or in part, is not investment, tax, legal or other advice, nor does it consider the investment objectives or financial circumstances of any investor.

Fiera Capital and its Affiliates reasonably believe that this document contains accurate information as at the date of publication; however, no representation is made that the information is accurate or complete and it may not be relied upon. Fiera Capital and its Affiliates will accept no liability arising from the use of this document.

Fiera Capital and its Affiliates do not make recommendations to buy or sell securities or investments in marketing materials. Dealing and/or advising services are only offered to qualified investors pursuant to applicable securities laws in each jurisdiction.

Past performance of any fund, strategy or investment is not an indication or guarantee of future results. Performance information assumes the reinvestment of all investment income and distributions and does not account for any fees or income taxes paid by the investor. All investments have the potential for loss. Target returns are forward-looking, do not represent actual performance, there is no guarantee that such performance will be achieved, and actual results may vary substantially.

This document may contain "forward-looking statements" which reflect the current expectations of Fiera Capital and/or its Affiliates. These statements reflect current beliefs, expectations and assumptions with respect to future events and are based on information currently available. Although based upon what Fiera Capital and its affiliates believe to be reasonable assumptions, there is no guarantee that actual results, performance, or achievements will be consistent with these forward-looking statements. There is no obligation for Fiera Capital and/or its Affiliates to update or alter any forward-looking statements, whether as a result of new information, future events or otherwise.

Strategy data such as ratios and other measures which may be presented herein are for reference only and may be used by prospective investors to evaluate and compare the strategy. Other metrics are available and should be considered prior to investment as those provided herein are the subjective choice of the manager. The weighting of such subjective factors in a different manner would likely lead to different conclusions.

Strategy details, including holdings and exposure data, as well as other characteristics, are as of the date noted and subject to change. Specific holdings identified are not representative of all holdings and it should not be assumed that the holdings identified were or will be profitable.

Certain fund or strategy performance and characteristics may be compared with those of well-known and widely recognized indices. Holdings may differ significantly from the securities that comprise the representative index. It is not possible to invest directly in an index. Investors pursuing a strategy like an index may experience higher or lower returns and will bear the cost of fees and expenses that will reduce returns, whereas an index does not. Generally, an index that is used to compare performance of a fund or strategy, as applicable, is the closest aligned regarding composition, volatility, or other factors.

Every investment is subject to various risks and such risks should be carefully considered by prospective investors before they make any investment decision. No investment strategy or risk management technique can guarantee returns or eliminate risk in every market environment. Each investor should read all related constating documents and/or consult their own advisors as to legal, tax, accounting, regulatory, and related matters prior to making an investment.

The ESG or impact goals, commitments, incentives and initiatives outlined in this document are purely voluntary, may have limited impact on investment decisions and/or the management of investments and do not constitute a guarantee, promise or commitment regarding actual or potential positive impacts or outcomes associated with investments made by funds managed by the firm. The firm has established, and may in the future establish, certain ESG or impact goals, commitments, incentives and initiatives, including but not limited to those relating to diversity, equity and inclusion and greenhouse gas emissions reductions. Any ESG or impact goals, commitments, incentives and initiatives referenced in any information, reporting or disclosures published by the firm are not being promoted and do not bind any investment decisions made in respect of, or stewardship of, any funds managed by the firm for the purposes of Article 8 of Regulation (EU) 2019/2088 on sustainability-related disclosures, in the financial services sector. Any measures implemented in respect of such ESG or impact goals, commitments, incentives and initiatives may not be immediately applicable to the investments of any funds managed by the firm and any implementation can be overridden or ignored at the sole discretion of the firm. There can be no assurance that ESG policies and procedures as described herein, including policies and procedures related to responsible investment or the application of ESG-related criteria or reviews to the investment process will continue; such policies and procedures could change, even materially, or may not be applied to a particular investment.

United Kingdom: This document is issued by Fiera Capital (UK) Limited, an affiliate of Fiera Capital Corporation, which is authorized and regulated by the Financial Conduct Authority. Fiera Capital (UK) Limited is registered with the US Securities and Exchange Commission ("SEC") as investment adviser. Registration with the SEC does not imply a certain level of skill or training.

United Kingdom – Fiera Real Estate UK: This document is issued by Fiera Real Estate Investors UK Limited, an affiliate of Fiera Capital Corporation, which is authorized and regulated by the Financial Conduct Authority.

European Economic Area (EEA): This document is issued by Fiera Capital (Germany) GmbH ("Fiera Germany"), an affiliate of Fiera Capital Corporation, which is authorized and regulated by the Bundesanstalt für Finanzdienstleistungsaufsicht (BaFin).

United States: This document is issued by Fiera Capital Inc. ("Fiera U.S.A."), an affiliate of Fiera Capital Corporation. Fiera U.S.A. is an investment adviser based in New York City registered with the Securities and Exchange Commission ("SEC"). Registration with the SEC does not imply a certain level of skill or training.

United States - Fiera Infrastructure: This document is issued by Fiera Infrastructure Inc. ("Fiera Infrastructure"), an affiliate of Fiera Capital Corporation. Fiera Infrastructure is registered as an exempt reporting adviser with the Securities and Exchange Commission ("SEC"). Registration with the SEC does not imply a certain level of skill or training.

Canada

Fiera Real Estate Investments Limited ("Fiera Real Estate"), a wholly owned subsidiary of Fiera Capital Corporation is an investment manager of real estate through a range of investments funds.

Fiera Infrastructure Inc. ("Fiera Infra"), a subsidiary of Fiera Capital Corporation is a leading global mid-market direct infrastructure investor operating across all subsectors of the infrastructure asset class.

Fiera Comox Partners Inc. ("Fiera Comox"), a subsidiary of Fiera Capital Corporation is a global investment manager that manages private alternative strategies in Private Credit, Agriculture and Private Equity.

Fiera Private Debt Inc. ("Fiera Private Debt"), a subsidiary of Fiera Capital Corporation provides innovative investment solutions to a wide range of investors through two distinct private debt strategies: corporate debt and infrastructure debt.

Please find an overview of registrations of Fiera Capital Corporation and certain of its subsidiaries here:

<https://www.fieracapital.com/en/registrations-and-exemptions>